





GPI Fuel Transfer Pumps

• Brand new, GPI fuel transfer pumps. Ideal for vented mobile or fixed location tanks. All GPI products are compatible with gasoline (up to 15% alcohol blends such as E15), diesel fuel (up to 20% biodiesel blends such as B20) and kerosene. All models are self priming pumps with weatherproof housing and UL listed thermally protected motors. 2" NPT male tank mount. Operating temperature range -20°F to +125°F.




28-1664




28-1666-A



28-1668-M



28-1665-M



28-1667-A



28-1669-A

12 VDC Fuel Transfer Pumps

ITEM	Model	Nozzle Operation	Amps	GPM Max.	PSI Max.	Nozzle Size	Discharge Hose	Duty Minutes	Inlet NPT	Suction Lift	Shpg.	Price
28-1664	EZ-8	Manual	11	8	15	3/4" dia.	5/8" dia. x 10 ft.	15 ON / 30 OFF	3/4"	5.5 ft. max.	18 lbs.	\$235.25
28-1665-A	M-150S-AU	Auto	18	15	15	3/4" dia.	3/4" dia. x 12 ft.	30 ON / 30 OFF	1"	4.8 ft. max.	26 lbs.	\$373.25
28-1665-M	M-150S-MU	Manual	18	15	15	3/4" dia.	3/4" dia. x 12 ft.	30 ON / 30 OFF	1"	4.8 ft. max.	26 lbs.	\$332.50
28-1666-A	M-3025-AL	Auto	35	25	15	1" dia.	1" dia. x 12 ft.	30 ON / 30 OFF	1"	15 ft. max.	62 lbs.	\$629.90
28-1666-M	M-3025-ML	Manual	35	25	15	1" dia.	1" dia. x 12 ft.	30 ON / 30 OFF	1"	15 ft. max.	62 lbs.	\$521.25

115 VAC Fuel Transfer Pumps

ITEM	Model	Nozzle Operation	Amps	GPM Max.	PSI Max.	Nozzle Size	Discharge Hose	Duty Minutes	Inlet NPT	Suction Lift	Shpg.	Price
28-1667-A	M-1115S-AU	Auto	1.5	12	15	3/4" dia.	3/4" dia. x 12 ft.	30 ON / 30 OFF	1"	4.8 ft. max.	25 lbs.	\$398.95
28-1667-M	M-1115S-MU	Manual	1.5	12	15	3/4" dia.	3/4" dia. x 12 ft.	30 ON / 30 OFF	1"	4.8 ft. max.	25 lbs.	\$358.20
28-1668-A	M-3120-AL	Auto	4.9	20	50	3/4" dia.	3/4" dia. x 12 ft.	30 ON / 30 OFF	1"	15 ft. max.	58 lbs.	\$557.70
28-1668-M	M-3120-ML	Manual	4.9	20	50	3/4" dia.	3/4" dia. x 12 ft.	30 ON / 30 OFF	1"	15 ft. max.	58 lbs.	\$518.40
28-1669-A *	M-3130-AL	Auto	9.8/4.9	30	50	1" dia.	1" dia. x 12 ft.	30 ON / 30 OFF	1 1/4"	15 ft. max.	88 lbs.	\$1091.10
28-1669-M *	M-3130-ML	Manual	9.8/4.9	30	50	1" dia.	1" dia. x 12 ft.	30 ON / 30 OFF	1 1/4"	15 ft. max.	80 lbs.	\$993.85

* ITEMS 28-1669-A and 28-1669-M are 115/230 VAC


Fuel / Oil Transfer Hand Pumps

• Dual-action, pumps fluid on both push and pull strokes for fast transfer. Designed for use with gasoline (up to 15% alcohol blends such as E15), diesel fuel (up to 20% biodiesel blends such as B20), kerosene and oil weights stated below. Includes corrosion resistant cast aluminum housing, 2" NPT male tank mount, anti-siphon valve, self-priming pump and suction pipe.

SPECIFICATIONS

- Nozzle type open end
- Inlet mount 2" NPT
- Outlet 3/4" NPT
- Nozzle size 3/4" diam.
- Inlet 1" NPT
- Discharge hose 3/4" dia. x 8 ft.

ITEM	Model	GPM Per 100 Strokes	Dry Prime Max.	Oil Wt. Max.	Housing Size	Shpg.	Price
28-1672	HP-90	25	3 ft.	10 wt.	6 1/4" x 6 5/8" x 8"	14 lbs.	\$135.15
28-1673	HP-100-UL	High 50, Low 25	5 ft.	30 wt.	6 3/4" x 9 3/4" x 10"	16 lbs.	\$178.75



Rotary Fuel Pumps

ITEM 28-1754

\$156.60

• Brand new, GPI Model RP-10-UL rotary manual fuel pump. Transfer diesel, gasoline, hydraulic fluid, kerosene and motor oil up to 30 wt. Anti-siphon vent prevents tank siphoning. Handle can be padlocked. Aluminum housing. UL listed hose with static wire and unleaded nozzle. *Not for use with chemicals.*

SPECIFICATIONS

- Flow rate 10 gal. at 100 revolutions max.
- Rotation CW
- Mount 2" tank bung
- Hose size 3/4" dia. x 8 ft.
- Hose fitting 3/4" NPT
- Suction pipe lgth. adjustable up to 40' long
- Shpg. 17 lbs.



ITEM 28-1753

\$49.35

• Brand new, GPI Model RP-5 rotary manual fuel pump. Use to transfer diesel, hydraulic fluid, kerosene and motor oil up to 10 wt. Cast iron housing. Three piece metal suction pipe with strainer. *Not for use with chemicals.*

SPECIFICATIONS

- Flow rate 8 gal. at 90 revolutions max.
- Rotation CW
- Mount 2" tank bung
- Nozzle type 7/8" dia. spout
- Hose fitting 3/4" NPT
- Suction pipe lgth. adjustable up to 39" long
- Shpg. 12 lbs.