

**Single Phase TEFC Motors**



• Brand new LEESON. Totally enclosed fan cooled motors for a wide range of applications. Ideal workshop motor for dirty environments. Capacitor start. Ball bearings. High starting torque. All position mounting.

**SPECIFICATIONS**

- Voltage 115/208-230 AC
- Phase single
- ITEMS 10-2751 and 10-2752 are LINCOLN brand
- Service factor 1.15
- Duty continuous
- Rotation reversible
- 56C frame have 5/8" dia. shaft with keyway
- 145TC frame have 7/8" dia. shaft with keyway



**1800 RPM**

ITEM	Model	HP	Amps	Frame	Overload Protection	Shpg.	Price
10-2696	102916	1/4	5.4/2.4-2.7	56C	None	22 lbs.	\$165.35
10-2697	102930	1/3	6.2/2.9-3.1	56C	None	24 lbs.	\$174.45
10-2703	103082	1/3	6.2/2.9-3.1	56C	Manual	24 lbs.	\$183.55
10-2698	102907	1/2	8/3.8-4	56C	None	24 lbs.	\$183.55
10-2704	103085	1/2	8/3.8-4	56C	Manual	22 lbs.	\$194.20
10-2699	110905	3/4	10.8/5.4	56C	None	26 lbs.	\$204.80
10-2705	116922	3/4	10.8/5.4	56C	Manual	26 lbs.	\$209.35
10-2700	110908	1	12.8/6.4	56C	None	30 lbs.	\$223.00
10-2706	115879	1	12.8/6.4	56C	Manual	32 lbs.	\$232.15
10-2701	110910	1 1/2	17.2/8.8-8.6	56C	None	39 lbs.	\$280.65
10-2707	116703	1 1/2	17.2/8.8-8.6	56C	Manual	42 lbs.	\$291.30
10-2702	120274	2	18.4/9.2	145TC	None	49 lbs.	\$341.35
10-2708	121465	2	18.4/9.2	145TC	Manual	44 lbs.	\$352.00

**3600 RPM**

ITEM	Model	HP	Amps	Frame	Overload Protection	Shpg.	Price
10-2748	102903	1/2	7/3.4-3.5	56C	None	25 lbs.	\$166.90
10-2749	112135	3/4	10/5.2-5	56C	None	26 lbs.	\$228.00
10-2750	110180	1	12/6.2-6	56C	None	28 lbs.	\$264.25
10-2751 *	LM24539	1 1/2	14.2/7.7-7.1	56C	None	34 lbs.	\$295.20
10-2752 *	LM24729	2	18/10-9	56C	None	40 lbs.	\$311.15



**115/230 VAC Belt & Direct Drive Fan Motors**



• Brand new, LEESON commercial fan and blower electric motor. Split phase motor. Designed for belt driven or fan-on-shaft applications. Steel construction. Built in terminal panel for easy connection. Automatic thermal overload reset.

**SPECIFICATIONS**

- Voltage 115/230 VAC
- ODP
- Speed 1800 RPM
- Ball bearings
- Rotation reversible
- Continuous duty
- Phase 1
- Shaft 1/2" dia. x 1 5/8" w/ flat
- Base Mount
- Frame 48

ITEM	HP	Catalog #	Amps	SF	Size	Shpg.	Price
10-2773	1/4	103797	4.6/2.3	1.35	7 7/8" x 5 7/8" x 5 7/8"	16 lbs.	\$193.20
10-2774	1/3	191869	5.8/2.9	1.35	8 1/2" x 5 7/8" x 5 7/8"	20 lbs.	\$175.25
10-2775	1/2	103796	8.4/4.2	1.25	8 7/8" x 5 5/8" x 5 7/8"	22 lbs.	\$240.00

**2 HP 3450 RPM 120 VAC Marathon Compressor Duty Motor**




**ITEM 10-3109 \$119.95**

• New, MARATHON ELECTRIC model# MC019200AV capacitor-start, capacitor-run motor. High torque design for compressor duty applications. Thermal overload protection with manual reset.

**SPECIFICATIONS**

- Power 2 HP Special
- Voltage 120 VAC
- Amperage 15 Amps
- Speed 3450 RPM
- Phase 1
- Rotation CCW
- Service Factor 1.0
- Enclosure ODP

- Duty Continuous
- Frame 56
- Base Mount Four 1 1/4" x 3/8" slots on 4 7/8" x 3" centers
- Shaft 5/8" dia. x 1 1/8" long w/ 3/16" keyway
- Size 10 3/4" x 8 1/4" x 6 3/4"
- Shpg. 34 lbs.



**Universal Electric Motor**


**ITEM 10-1120 \$19.99**

• New, Universal Electric, three speed motor. Requires capacitor (not furnished)

**SPECIFICATIONS**

- 208-230 VAC
- 1/2 HP
- 945 RPM multispeed
- 5.9 amp
- Cont. Duty Air Over
- CCW
- Shaft: 5/8" x 2 1/2"
- Requires 6 mfd cap.
- 5 1/2" diam. x 5 1/2"
- Shpg 17 lb

**5 HP, 208-230 VAC Compressor Duty Motor**




**ITEM 10-2621 \$252.00**

• New, US MOTORS motor. High torque design for compressor duty applications. Manual reset overload protection.

**SPECIFICATIONS**

- Power 5 HP def. purpose
- Voltage 208-230 VAC
- Amperage 22.5-22 Amps
- Speed 3450 RPM
- Phase 1
- Rotation CCW
- Service factor 1.0
- Bearings ball
- Enclosure ODP
- Duty continuous
- Frame 56
- Mount base
- Shaft 7/8" dia. x 2 1/4" w/ 3/16" keyway
- Size 11 1/4" x 6 1/2" x 6 1/2"
- Shpg. 45 lbs.

**3 HP, 230 VAC Compressor Duty Motor**



**ITEM 10-2620 \$159.00**

• New, WEG Electric motor. High torque design for compressor duty applications. Manual reset overload protection.

**SPECIFICATIONS**

- Power 3 HP def. purpose
- Voltage 230 VAC
- Amperage 12.5 Amps
- Speed 3420 RPM
- Phase 1
- Rotation CCW
- Service factor 1.2
- Bearings ball
- Enclosure ODP
- Duty continuous
- Frame 56
- Mount base
- Shaft 5/8" dia. x 1 7/8" w/ 3/16" keyway
- Size 10" x 8" x 6 1/2"
- Shpg. 33 lbs.

**2 HP, 115/230 VAC Compressor Duty Motor**



**ITEM 10-2619 \$129.00**

• New, MARATHON ELECTRIC. High torque design for compressor duty applications. Manual reset overload protection.

**SPECIFICATIONS**

- Power 2 HP Special
- Voltage 115/230 VAC
- Amperage 15/7.5 Amps
- Speed 3450 RPM
- Phase 1
- Rotation CCW
- Service factor 1.0
- Bearings ball
- Enclosure ODP
- Duty continuous
- Frame 56
- Mount base
- Shaft 5/8" dia. x 1 7/8" w/ 3/16" keyway
- Size 10 1/4" x 8" x 6 1/2"
- Shpg. 35 lbs.

**Ordering Information & Shipping Rates on pages 104 - 105 Order Blank on page 106**