

Handheld Two Button Pendant Switch



ITEM 11-2201
\$17.95

• Brand new. For power-up, gravity down powerpacks. Ideal for remote control of single acting hydraulic power units, etc. Weatherproof plastic housing.

SPECIFICATIONS

- Pushbuttons 2 Normally open
- Cord 18/3 14 ft. long
- Contact rating 5 amp 250 VAC
- Shpg. 3 lbs.

12 VDC Heavy Duty Reversing Switch




ITEM 11-3295
\$16.95

• Brand new, BUYERS PRODUCTS Part # SW710 reversing switch. Heavy-duty 50 Amp rotary switch controls forward and reverse motion of a 12-volt motor without requiring a relay. Ideal for use with 12 VDC linear actuators, gearmotors and other permanent magnet motors. Commonly used on 12-volt truck and trailer tarp systems. Three positions: momentary-ON, OFF, momentary-ON. Terminal hardware included.

SPECIFICATIONS

- Contacts DPDT-CO
- Contact rating 50 Amps at 12 VDC
- Switch type rotary reversing
- Four screw terminals
- Action momentary
- Switch positions ON-OFF-ON
- Face size 2" dia.
- Mounting 1/2" hole
- Mounting depth 1 1/8"
- Shpg. 2 lbs.



3PST Rotary Switch

ITEM 11-1906
\$9.99

• New, ELECTROSWITCH. 3 sets of contacts rated 10 amps, 120 VAC. Handle snaps to 4 different positions. All contacts open in two positions, closed in other two. Mount through panel with 1/4" opening. Size 2 3/4" x 2 1/4" x 3 3/4". Shpg. 1 lb.

3PST Rotary Switch



ITEM 11-3479
\$39.95

• New, SANTON. Built for use as a disconnect on photovoltaic systems. Handle snaps to 4 different positions. All contacts open in two positions, closed in other two. No handle.

SPECIFICATIONS

- Contact set 1 Normally open, 200 amp 600 Volt DC
- Contact set 2 Normally open, 200 amp 600 Volt DC
- Contact set 3 Normally open, 40 amp 250 Volt DC
- Actuator Shaft 5/16" dia. x 1 1/8"
- Size 4 1/2" dia. x 9 3/4"
- Shpg. 7 lbs.




Reversing Drum Switches

• Brand new, drum type reversing switches. Heavy duty copper contacts, painted metal housing. UL and CSA listed. Available for single or three phase operation and momentary or maintained operation.

ITEM	Action	Horsepower Ratings				Size	Shpg	Price
		1 Phase Volts		3 Phase Volts				
11-3390	Maintained	1.5	2	—	—	2.5" x 4" x 4.5"	2 lbs.	\$57.25
11-3390-M	Momentary	1.5	2	—	—	2-5" x 4" x 4.5"	2 lbs.	\$63.60
11-3391	Maintained	1.5	2	2	1	2.5" x 4" x 4.5"	2 lbs.	\$70.20
11-3391-M	Momentary	1.5	2	2	1	2.5" x 4" x 4.5"	2 lbs.	\$77.60
11-3392	Maintained	2	3	5	7.5	3.5" x 6.2" x 5.6"	4 lbs.	\$152.30

12 VDC Heavy Duty Disconnect Switch



ITEM 11-3294
\$17.95

• Brand new, BUYERS Model SW700 heavy duty master disconnect switch.

SPECIFICATIONS

- Contacts SPST
- Contact ratings: 20 Amps at 12 VDC cont. 125 Amps at 12 VDC int. 15 sec. ON & 5 min. OFF
- Switch type rotary
- Screw terminals
- Action maintained
- Switch positions two
- Face size 2 1/2" diam.
- Mounting panel 3/4"-16
- Mounting depth 2 15/16"
- Shpg. 1 lb.

SPST N.O. Heavy Duty Momentary Switch




ITEM 11-3296
\$16.05

• Brand new, BUYERS BSW002 heavy duty flange mount momentary pushbutton switch. Heavy duty spring.

SPECIFICATIONS

- Termination 3/16"-24 stud terminals
- Switch positions two
- Mounting depth 1 7/16"
- Face size 2 1/8" x 2 7/16"
- Mounting two holes on 1 3/4" centers
- Shpg. 1/2 lb.

SPST 10 Amp Toggle Switch w/ Recessed Pan



ITEM 11-3298
\$7.30

• Brand new, BUYERS Model SW911 toggle switch recessed in a pan. Recessed pan prevents accidental activation and protects switch from impacts. 20 gauge plated steel pan. Mounts in 2" diameter hole, with 3 holes on 2 5/8" diameter bolt circle.

SPECIFICATIONS

- Contacts SPST
- Contact ratings 10 Amps at 12 VDC 12 VDC max.
- Switch type toggle
- Spade terminals
- Action maintained
- Switch positions two
- Face size 3 3/16" dia.
- Mounting flange
- Mounting depth 2"
- Shpg. 1/4 lb.

Waterproof 12 VDC Battery Isolator Switch



ITEM 11-3299
\$8.95

• Brand new, BUYERS PRODUCTS CO. Part # 6391200 battery isolator key-switch. Excellent for marine or automotive use. Circuit closes when key is locked in place. Waterproof plastic housing with water-resistant rubber cover. Removable twist-lock plastic key.

SPECIFICATIONS

- Contacts SPST
- Contact ratings at 12 VDC 100 Amps cont. 500 Amps max surge
- Switch type rotary isolator
- Termination two 3/8"-16 studs
- Action maintained
- Switch positions two
- Face size 2 1/2" dia.
- Mounting four 3/16" holes
- Mounting depth 1 1/2"
- Shpg. 1/2 lb.

SPST Momentary Pushbutton Starter Switch



ITEM 11-3428
\$3.99

• New, panel mount momentary push button starter switch. Ideal for many automotive and other DC electrical circuits. Weather and dust proof housing with rubber cover.

SPECIFICATIONS

- Contacts SPST (normally open)
- Contact rating 60 amps at 12 VDC
- Switch type pushbutton
- Screw terminals
- Action momentary
- Switch positions two
- Face size 1 1/16" diam.
- Mtg. stem 5/8" x 2 1/32" long
- Size 1 1/8" dia. x 1 1/2"
- Shpg. 1/4 lb.

SPST Momentary Pushbutton Switch



ITEM 11-3293
\$5.10

• Brand new, BUYERS BSW90030 panel mount momentary normally open pushbutton switch. Weather and dust proof housing. Originally intended for vehicle uses.

SPECIFICATIONS

- Contacts SPST
- Contact ratings 35 amps at 12 VDC
- Switch type pushbutton
- Screw terminals
- Action momentary
- Switch positions two
- Face size 1 5/16" diam.
- Mtg. stem 5/8"-32 x 2 1/32"
- Mounting depth 1 3/4"
- Shpg. 1/4 lb.