

10,000 PSI Air Driven Hydraulic Pump



ITEM 9-8000 \$466.80

• Brand new, POWER TEAM PA6 Model F air driven hydraulic pump designed to operate single acting cylinders. Compact, lightweight and portable for powering all types of hydraulic equipment. Internal relief valve.

SPECIFICATIONS

- Air Requirement 40-100 PSI
- Air Consumption 20 CFM
- Hydraulic Pressure 10000 PSI
- Flow: 78 cu. in./min at 500 PSI, 29 cu. in./min at 5000 PS, 10 cu. in./min at 10000 PSI
- Operation Hand/Foot
- Reservoir Size 105 cubic inches
- Sound Level 85 dBA at 10000 PSI
- Air Inlet Port 1/4" NPT
- Hyd. Outlet Port 3/8" NPT
- Size 9 1/2" x 5" x 7 3/4"
- Shpg. 18 lbs.

10,000 PSI, 1/2 HP 115 VAC Hydraulic Pump



ITEM 9-8003 \$2345.60

• Brand new, POWER TEAM PE172 115 volt AC hydraulic pump designed to operate single acting cylinders. Two speed delivery flow for fast cycle times. Remote ON/OFF pendant control with ten foot cord. Two position valve to either advance cylinder and hold pressure with power off or advance cylinder and release pressure with power off. Valve also used to release pressure when in the hold pressure position.

SPECIFICATIONS

- Power 1/2 HP
- Voltage 115 VAC
- Amperage 10 amps
- Pressure 10,000 PSI
- Flow: 290 cu. in./min at 0 PSI, 190 cu. in./min at 100 PSI, 20 cu. in./min at 5000 PSI, 16 cu. in./min at 10,000 PSI
- Operation electric
- Reservoir size 2 gallon
- Reservoir useable 295 cu. in.
- Sound level 81 dBA at 10,000 PSI
- Outlet port 3/8" NPT
- Size 11 3/8" x 9 1/4" x 18 1/2"
- Shpg. 40 lbs.

10,000 PSI, 1/4" Hose



• Brand new, POWER TEAM hose for use with Power Team 10,000 PSI hydraulic accessories. Two ply rated hose reinforced with two braids of high tensile steel wire. Rubber covering is oil and weather resistant. MSHA approved. Plastic hose guards on each end with male pipe fittings.

SPECIFICATIONS

- Hose I.D. 1/4"
- End fittings 3/8" NPT
- Pressure operating 10,000 PSI burst 20,000 PSI

ITEM 9-8010-6 \$61.30

• Length 6 ft. Shpg. 2 lbs.

ITEM 9-8010-10 \$78.75

• Length 10 ft. Shpg. 4 lbs.

With Half Coupler


ITEM 9-8009 \$84.95

• Coupler half 9798 male. Length 6 ft. Shpg. 2 lbs.



Wolverine Hydraulic Hand Pump Heads and Reservoirs

- Brand new, WOLVERINE by PRINCE hydraulic hand pump heads and reservoirs.
- Hand pump head is sold separately from the hydraulic reservoir for greater variety of combinations.



9-8436 9-8437

Hand Pump Heads


- Hand pump head bolts to the top of reservoir (sold separately at right).
- Single acting version has large release valve knob to give added control for metering loads down.
- Double acting version has 4 way, 3 position directional control valve.
- Hand pump head and reservoir sold separately.

SPECIFICATIONS

- Pressure 3500 PSI
- Shpg. 10 lbs.
- Size 27 9/16" x 2 1/2" x 9 1/4" including handle
- Outlet port 3/8" NPT adapter installed in #4 BSPP port

ITEM	Cylinder Operation	cu.-in./cycle Flow	Price
9-8436-15	SA	1.5	\$127.60
9-8436-21	SA	2.1	\$141.75
9-8437-15	DA	1.5	\$138.25
9-8437-21	DA	2.1	\$141.75

Hand Pump Reservoirs



9-8438-60 9-8438-180 9-8438-300


- Use with Wolverine hand pumps. Pump head (sold separately at left) bolts directly to the top of reservoir. Brass breather cap installed in top of reservoir.
- Hand pump head and reservoir sold separately.
- ITEM 9-8438-60 is aluminum construction and has base mounting holes
- ITEMS 9-8438-180 and 9-8438-300 are steel and have side mounting holes

- ITEM 9-8438-60 is aluminum construction and has base mounting holes
- ITEMS 9-8438-180 and 9-8438-300 are steel and have side mounting holes

ITEM	Capacity in Gallons		Size	Shpg.	Price
	Nominal	Usable			
9-8438-60	0.25	0.225	5.4" x 4.843" x 5.25"	4 lbs.	\$35.45
9-8438-180	0.8	0.72	5.984" x 3.94" x 9.75"	5 lbs.	\$42.55
9-8438-300	1.3	1.17	6.89" x 6.89" x 6.32"	7 lbs.	\$55.30

Prince Hand Pumps

• Brand new PRINCE. Hand operated hydraulic pumps for single acting cylinders. • Quick change. Choose from three pressure and volume rates with 3 position fulcrum. Magnetic plug in reservoir. Can be mounted vertical or horizontal.



SPECIFICATIONS

- Volume and Pressure Settings
Position 1: 1.25 cu. in. per stroke - 1500 PSI *
Position 2: 0.95 cu. in. per stroke - 2000 PSI *
Position 3: 0.60 cu. in. per stroke - 3000 PSI *

- 14 3/4" handle
- IN check valve
- Release valve
- Press. port 3/8" NPT

* At applied force of 60-65 lbs. on handle. Pressure to 6000 PSI can be developed with more force.

ITEM	Model	Tank		Shpg.	Price
		Capacity	Size		
9-5201	PM-HP-5-B	1/2 Gallon	11" x 10 1/4" x 7 1/2"	33 lbs.	\$553.45
9-014	PM-HP-10-B	1 Gallon	16 1/2" x 10 1/4" x 7 1/2"	34 lbs.	\$588.90

Brand Hand Pumps

• Brand new, BRAND. Double action hand pump displaces oil on both forward and return motion for rapid cylinder travel. Choice of integral tank (ITEM 9-4144) or port for use with external tank (ITEM 9-3509).



SPECIFICATIONS

- 0.6 cu. in./complete stroke
- 3000 PSI
- Port SAE 6
- Adj. relief valve
- Lever release

ITEM	Model	Tank		Shpg.	Price
		Capacity	Size (not including handle)		
9-4144	HP61DA80	80 cu. in.	7" x 4 1/2" 13 1/2"	16 lbs.	\$217.90
9-3509	HP61DATL	None *	7" x 4 1/2" x 5 1/2"	13 lbs.	\$221.60

* 1/4" NPT port for use with external reservoir (not included)