


Treadmill Motors

- New, Icon Health and Fitness, permanent magnet motors. Built for use in treadmills, ideal for use with speed controller (sold separately). Would also make an excellent DC generator. Open frame, treadmill duty, reversible rotation.



Motors with Flywheel

Treadmill Motors With Flywheel

All shafts are 17mm dia.





All have 10 groove pulley

ITEM	Model	DC				Shaft		Integral		Size	Shpg.	Price
		HP	Voltage	Amps	RPM	Lgth.	Flywheel	Fan				
10-3027	F-295739	4.25	130	24.4	5225	41mm	6¾" dia. with 1¾" O.D.	Yes	12½" x 6¾" O.D.	33 lbs.	\$69.95	
10-3031	M-326338	3	130	17.2	4725	35mm	6¾" dia. with 31mm O.D.	Yes	11½" x 6¾" O.D.	28 lbs.	\$79.95	
10-3033	M-184002	3	120	22.1	2975	54mm	7" dia. with 2.10" O.D.	No	12¾" x 7" O.D.	35 lbs.	\$51.95	
10-3034	F-237595	2.25	130	12.9	5135	44mm	6⅝" dia. with 31mm O.D.	Yes	9¾" x 6⅝" O.D.	23 lbs.	\$45.95	
10-3035	F-255717	4.25	130	24.4	5110	41mm	6¾" dia. with 1¾" O.D.	No	12¾" x 6¾" O.D.	33 lbs.	\$69.95	
10-3037	M-217250	2.5	130	14.3	4090	33mm	6⅝" dia. with 1½" O.D.	Yes	12" x 6⅝" O.D.	32 lbs.	\$48.95	
10-3038	F-280159	3.5	130	20.1	4175	52mm	6½" dia. with 1.20" O.D.	Yes	12¼" x 6½" O.D.	33 lbs.	\$58.95	
10-3065	329829	4.25	130	21.1	5095	33mm	6¾" dia. with 36mm O.D.	Yes	12⅝" x 6¾" O.D.	33 lbs.	\$94.95	
10-3070	L-315219	4.25	130	24.4	5195	42mm	6¾" dia. with 31mm O.D.	Yes	12¼" x 6¾" O.D.	33 lbs.	\$94.95	
10-3072	234976	3.5	150	20.1	4500	35mm	6.772" dia. with 36mm O.D.	Yes	12½" x 6¾" O.D.	34 lbs.	\$77.95	

120 and 240 Volt AC Linear Actuators

- New, linear actuators built for exercise equipment, lift chairs or other applications. Power extend and power retract. Operation in direction opposite of the rating is to be non-loaded. Various configurations. Other models available online at www.surpluscenter.com

Item	Mfg	Voltage	load	Style	Stroke	Amps	Retracted lgth	Shpg	Callout	Price
5-1856	Gentech	120	900	Pull	3.56"	1.7	6.75"	7 lbs.	A	\$29.95
5-1876	Icon	120	900	Push	6.875"	1.55	9.5"	7 lbs.	A	\$49.95
5-1850	CMC	120	1000	Push	6"	1.6	12"	7 lbs.	B	\$29.95
10-3054	Icon	120	900	Push	10.75"	1.55	14"	7 lbs.	A	\$29.95
10-3056	Icon	240	900	Push	5.375"	0.7	8.625"	7 lbs.	A	\$29.95
5-1848	Icon	120			1.5"	1.2	8.625"	6 lbs.	C	\$24.95
5-1866	Gentech	120	900	Push	3.56"	1.55	8.125"	7 lbs.	A	\$24.95
5-1855	Gentech	240	900	Pull	3.56"	0.7	6.75"	6 lbs.	A	\$29.95
5-1852	Icon	240	900	Push		0.7	10"	7 lbs.	A	\$24.95
5-1865	Icon	240	900	Push	6.125"	0.7	10.25"	7 lbs.	A	\$29.95
10-3058	FBS	120			3.75"	1.4	9"	6 lbs.	D	\$24.95
5-1897	Icon	120	900	Push	5"	1.55	8.43"	6 lbs.	A	\$24.95
5-1861	Gentech	120	900	Push	3.02"	1.55	7.625"	6 lbs.	A	\$29.95
5-1879	CMC	120	1500	Push	8.25"	2	15"	14 lbs.	B	\$49.95
5-1860	Icon	120	900	Pull	4.5"	1.55	7.5"	6 lbs.	A	\$29.95
10-3057	FBS	120			1.75"	1.2	8.43"	6 lbs.	C	\$24.95
10-3049	FBS	120			6.875"	1.44	12"	6 lbs.	D	\$29.95
10-3053	FBS	120			4.4375"	1.8	9.625"	6 lbs.	D	\$29.95
10-3055	Icon	120	900	Push	5"	1.55	8.125"	6 lbs.	A	\$29.95
5-1851	Icon	120	900	Pull	3.5"	1.55	7.5"	6 lbs.	A	\$29.95
5-1857	Icon	120	900	Pull	3.5"	1.55	7.5"	6 lbs.	A	\$29.95
5-1871	Icon	120	900	Push	4.9375"	1.55	8.5"	6 lbs.	A	\$29.95
5-1877	CMC	115	1000	Push	4"	2.2/1.8	14.5"	10 lbs.	B	\$34.95
5-1880	FBS	120			2.5625"	1.8	6.75"	6 lbs.	D	\$29.95
5-1853	Gentech	120	900	Pull	4.36"	1.55	7.875"	6 lbs.	A	\$29.95
5-1868	Gentech	120	900	Push	6.125"	1.55	10.125"	7 lbs.	A	\$29.95
5-1874	Icon	120	900	Pull	4.9375"	1.55	8.5"	6 lbs.	A	\$29.95
5-1863	Icon	120	900	Pull	3.75"	1.55	6.875"	6 lbs.	A	\$29.95

A.
5-1856B.
5-1850C.
5-1848D.
5-1880