

## High Flow Motor Control Valves

w/ Flow Control



**\$431.10 each**

• Brand new, BRAND HYDRAULICS directional control valve with flow control. Combines a 4-way directional control valve with a full range, pressure compensated, by-pass type flow control valve and a pilot operated relief valve. Extremely fine flow metering to the work ports in direct proportion to the handle movement. Cast iron body with Buna-N O-rings. Handle included.

### SPECIFICATIONS

- Open center
- One double acting, metered flow motor spool, friction detent
- Pressure 3000 PSI max.
- Relief valve adj. set at 1500 PSI
- Reqd. filtration 20 micron
- In/Out ports SAE 16
- Work ports SAE 16
- Mount 4 bolts on 4 3/4" x 3 9/16" ctrs.
- Size 9 1/16" x 5 1/32" x 4 1/4"
- Shpg. 18 lbs.

ITEM	Model	GPM
9-7497-45	DCF16M454LF1	45 max.
9-7497-30	DCF16M304LF1	30 max.

## Flow/Directional Control Valve




ITEM 9-5174  
**\$244.75**

• Brand new BRAND HYDRAULICS. Combines a directional control valve with pressure compensated flow control in one body. Use to control speed and direction on cylinders, motors. Work ports blocked in neutral. Frictional detent on handle to maintain constant speed. Open center.

### SPECIFICATIONS

- 18 GPM max.
- 3000 PSI max.
- Adj. relief valve
- IN/OUT 3/4" NPT
- Work ports 1/2" NPT
- Size 7 7/8" x 3 9/16" x 3 1/4"
- Shpg. 7 lbs.

## Single Spool 18 GPM Control Valve



ITEM 9-7458  
**\$244.75**

• Brand new, BRAND HYDRAULICS Model SDCF755M184LF1 directional control valve with flow control. Combines a 4-way directional control valve with a full range, pressure-compensated, by-pass type flow control valve, and an adjustable pilot-operated relief valve. Extremely fine flow metering to the work ports in direct proportion to the handle movement. Cast iron body with Buna-N O-rings. Handle included.

### SPECIFICATIONS

- Open center
- Spool 1 double acting, metered flow motor spool, friction detent
- Flow 18 GPM max.
- Pressure 3000 PSI max.
- Relief valve adj. set 1500 PSI
- Reqd. filtration 30 micron
- In/Out ports 3/4" NPT
- Work ports 1/2" NPT
- Mount 3 bolts on 2 5/16" x 3 11/16" x 3 15/16" ctrs.
- Size 8 3/8" x 4 1/4" x 3 9/16"
- Shpg. 8 lbs.

## Prince Motor Spool Valves



• Brand new PRINCE RD5000 Series monoblock motor spool control valves. Work ports connected to tank in neutral so motor can free wheel. No load checks. Cast iron valve body, chrome plate spools. Parallel spool circuit allows any combination of spools to work simultaneously. Closed center conversion plug, power beyond sleeve and three position detent kit sold on page 29.

### SPECIFICATIONS

- Max. 25 GPM
- Max. 3000 PSI
- IN/OUT 3/4" NPT, work 1/2" NPT
- Spring centering
- Adjustable relief valve 1500-3000 PSI factory set at 2000 PSI

ITEM	Spools	Size	Shpg.	Price
9-6759	One	9 1/2" x 5" x 3 1/4"	16 lbs.	<b>\$150.35</b>
9-6760	Two	9 1/2" x 7 1/2" x 3 1/4"	25 lbs.	<b>\$242.40</b>
9-6761	Three	9 1/2" x 9 1/2" x 3 1/4"	36 lbs.	<b>\$383.70</b>

## 14 GPM Motor Control Valve



ITEM 9-7975  
**\$179.90**


• Brand new, WOLVERINE by PRINCE WVS Series monoblock directional control valves. Features cast iron construction, load check, built-in adjustable pressure relief, open center, side or top outlet port and vertical or horizontal handle mounting. Spool details: spool 1 DA motor spool, 3 position detent.

• Can be converted to closed center or power beyond with the addition of a power beyond sleeve our ITEM 9-7998-PB (sold separately on page 28).

### SPECIFICATIONS

- Model WVS11C5C1
- Open center
- Spools one
- Flow 14 GPM max.
- Pressure 4000 PSI max.
- Relief valve 2500 PSI, adj. 2200-3200 PSI
- Reqd. filtration ISO 4406 19/ 17/ 14
- In/Out ports SAE 8
- Work ports SAE 8
- Mount 3 hole base
- Size 8 9/16" x 3 13/16" x 2 3/4"
- Shpg. 9 lbs.

## Compact 8 GPM Motor Control Valve



ITEM 9-7860  
**\$128.05**

• Brand new WOLVERINE by PRINCE MB Series directional control valve for operating reversible hydraulic motors. Ideal for small tractor and other low flow applications requiring a compact control valve. Features include monoblock construction, built-in adjustable pressure relief valve, three position detent spool action, open center with enclosed plug to convert to power beyond or closed center, side or top inlet/outlet ports and vertical or horizontal handle mounting.

### SPECIFICATIONS

- Open center convertible to power beyond or closed ctr.
- Pressure 3500 PSI max.
- Relief valve 2000 PSI, adj. 2000-3500 PSI
- Size 7 5/8" x 4" x 2 1/4"
- Flow 8 GPM max.
- Reqd. filtration ISO 4406 19/17/14
- In/Out ports SAE 8
- Work ports SAE 8
- Mount 3 hole base
- Shpg. 9 lbs.

## Rotary Control Valve



ITEM 9-7872  
**\$178.70**

• Brand new, PRINCE RD512JD5A4B3 directional control valve with rotary spool. Single spool, double acting. Turning spool 90° CW goes to full spool in and 90° CCW to full spool out. Detent in center position. Use for controlling hydraulic motors. No handle.

### SPECIFICATIONS

- Open center
- Flow 30 GPM max.
- Pressure 3000 PSI max.
- Relief adj. to 1500-3000, preset at 2000 PSI
- In/Out ports 3/4" NPT
- Work ports 1/2" NPT
- Mount 3 holes thru body
- Size 9 1/2" x 5" x 3 1/4"
- Shpg. 16 lbs.


## Rotary Spool Control Valve Handle



ITEM 9-7872-H  
**\$54.75**

• Brand new, PRINCE Model 660150084 handle kit for PRINCE rotary spool control valve. Shpg. 1 lb.

## One Spool Prince Motor Control Valves



• Brand new PRINCE RD2500 Series. Monoblock high tensile strength gray cast iron body. Hard chrome plated spools. Open center with conversion plug for closed center applications. Load checks.

### SPECIFICATIONS

- One spool valve
- Max. 20 GPM
- Max. 3000 PSI
- IN/OUT 3/4" NPT
- Work ports 1/2" NPT
- Adj. relief 1500-3000 PSI factory set at 1500 PSI
- Spring centering
- Size 9" x 4 1/4" x 3"
- Shpg. 12 lbs.

ITEM	Spool Action	Price
9-6766	Spring Centered	<b>\$107.60</b>
9-6767	3 Position Detent	<b>\$114.00</b>