

120 RPM 22 Volt DC In-line Gearmotor



ITEM 5-1811 \$9.99

• New, IGARASHI permanent magnet in-line gearmotor. Spur geartrain.

- SPECIFICATIONS**
- Speed 120 RPM-no load
 - Voltage 22 DC
 - Amperage 90 mA no-load
 - Performance 70 RPM w/50 oz.in. torque, 500 mA
 - Gear Ratio 50
 - Rotation Reversible
 - Duty Continuous
 - Mount 3 holes on face, M3 thread.
 - Shaft 5mm dia. x 7mm w/flat
 - Size 1.3" dia. x 2.5"
 - Shpg. 1 lb.

1.75" Stroke 12 Volts DC Linear Actuator




ITEM 5-116288 \$19.95

• New, Peerless PLA917-004 linear actuator originally made for use in electric automotive seats and mower deck lift on Craftsman ZTS7500. No clutch or limit switches. Motor dipped to be water tight with a 23:1 ratio.

- SPECIFICATIONS**
- Voltage 12 VDC
 - Amps 10 amp max
 - Output Orientation RH
 - Travel 1 3/4"
 - Retracted Length 3"
 - Extension speed 1" per sec
 - Rotation reversible
 - Enclosure Fully enclosed
 - Push/Pull Rating 400 lbs max
 - Duty Intermittant
 - Mount 1/4" clevis, 3/8" between ears
 - Shaft 11.6mm dia. acme thread w/ snap ring groove on the end
 - Overall size 6 1/2" x 6" x 2 1/2"

13 RPM 24 VDC Right Angle Gearmotor




ITEM 5-1899 \$12.99

• New, right angle permanent magnet gearmotor. High torque in a compact size for many applications.

- SPECIFICATIONS**
- Speed 13 RPM no load
 - Voltage 24 DC
 - Amperage 40 mA no load
 - Torque 4 in.-lbs.
 - Rotation Reversible
 - Duty Continuous
 - Mount M3 tapped 4 bolt on 18mm x 33mm centers
 - Shaft 6mm dia. x 9/16" long w/flat tapped M3
 - Size 3 1/8" x 1 1/4" x 1 1/8"
 - Shpg. 1/2 lb.

131 RPM 24 Volt DC Gearmotor



ITEM 5-1887 \$29.95

• New VON WEISE model# V06999AB76 linear actuator. Power extend and power retract, rated to push and pull up to 500 pounds.

- SPECIFICATIONS**
- Voltage 24 VDC
 - Amperage 2.7 Amps
 - Capacity 500 lb. max, 250 lb. cont. (Push and Pull)
 - Ratio 19:1
 - Power 1/20 HP
 - Thread 3/4"-5 Acme thread
 - Stroke 6 1/8"
 - Extension Speed 0.317" / sec. (no load)
 - Direction Reversible
 - Duty Intermittent
 - Size 8 1/4" x 6" x 3 1/8"
 - Shpg. 7 lb.

142 RPM 24 Volt DC In-line Gearmotor



ITEM 5-1911 \$8.95

• New, HENKWELL, very compact permanent magnet precision in-line gearmotor. Will operate on 6-24 VDC. Planetary gear reduction, dual ball bearings.

- SPECIFICATIONS**
- Speed 142 RPM no load, 113 RPM rated load
 - Voltage 24 DC rated
 - Gear Ratio 84:1
 - Torque 1.3 in.lb. rated, 4.9 in.lb. stall
 - Amps 0.1 no load, 0.2 rated load
 - Rotation Reversible
 - Duty Continuous
 - Mount 4 M2 tapped holes, 18mm B.C.
 - Shaft 6mm dia. x 14mm w/crosshole
 - Size 11mm dia. x 50mm
 - Shpg. 1/2 lb.

90 RPM 12 Volt DC In-line Gearmotor



ITEM 5-1912 \$8.95

• New, KINDLY MOTOR model KC55-37G50-3162 compact permanent magnet in-line gearmotor. Operates on 12-24 VDC.

- SPECIFICATIONS**
- Speed 90 RPM (no load)
 - Voltage 12 DC
 - Amps 160 mA (no load)
 - Torque 8 in.-lbs.
 - Gear Ratio 50:1
 - Rotation Reversible
 - Duty Continuous
 - Mount 6 holes on face tapped M3
 - Shaft 5.5mm x 15" w/flat
 - Size 35mm dia. x 83mm
 - Shpg. 1 lb.

30 RPM, 24 VDC Gearmotor



ITEM 5-1358 \$24.95

• New MULTI-PRODUCTS CO. INC. #2738. Offset gearbox.

- SPECIFICATIONS**
- RPM 30
 - Duty continuous
 - Voltage 24 DC
 - Shaft 11 mm dia. x 12 mm
 - Amps 0.68 no load w/ dual flats
 - HP 1/45
 - Mt. 4 bolt 2 1/2" x 2" pattern
 - Torque 47 in. lbs.
 - Size 4 1/2" x 3" x 4 3/4"
 - Rotation reversible
 - Shpg. 5 lbs.

45 RPM, 24 VDC In-line Gearmotor




ITEM 5-1660 \$9.95

• New, Molon Model CHM-2435-1. High torque output. 4 7/8" wheel with o-ring on edge to friction drive equipment. Use for drive wheel on robots. Operates at 1/2 speed on 12 VDC. Permanent magnet motor.

- SPECIFICATIONS**
- Speed 45 RPM
 - Voltage 24 DC
 - Amperage 0.28
 - Torque 7.5 in.-lbs.
 - Rotation reversible
 - Duty continuous
 - Mount 4 tapped holes 2 3/8" x 2 1/2"
 - Shaft 5/16" dia.
 - Size 2 3/4" x 2 1/4" x 3"
 - Shpg. 1 1/2 lbs

180 RPM, 24 VDC In-line Gearmotor



ITEM 5-1812 \$8.95

• New, in-line gearmotor. Die cast zinc gear housing. Will operate on 12 volts at reduced output speed.

- SPECIFICATIONS**
- Speed 180 RPM
 - Voltage 24 DC
 - Amperage 0.6 Amps
 - Torque 2.5 in. - lbs.
 - Rotation reversible
 - Duty continuous
 - Shaft 1/4" dia. x 5/8" w/dual flats and crosshole
 - Shaft crosshole 1/8"
 - Mount 4 bolt 1.25" x 1.56" centers
 - Size 2 3/4" x 2 1/2" x 2 3/4"
 - Shpg. 1 lb.

12 VDC, 5.9" Stroke Linear Actuator



ITEM 5-1833 \$129.95

• New DUFF NORTON model LT225-1-150. Limit switches at end of stroke

- SPECIFICATIONS**
- Stroke 150 mm (5.9")
 - Voltage 12 DC
 - Load rating 225 lbs. max.
 - Extension speed No load 8 mm/sec Max load 6 mm/sec
 - Amps 3.25 Full load
 - Duty 25%
 - Enclosure IP66
 - Pin holes 1/4" dia.
 - Retracted lgth. 10"
 - Shaft dia. 20 mm (0.787")
 - Size 10 3/4" x 1 1/2" x 3"
 - Shpg. 3 lbs.

120 RPM, 22 VDC In-line Gearmotors



ITEM 5-1810 \$9.99

• New, IGARASHI permanent magnet in-line gearmotor. Spur geartrain. Includes rubber boot over brushholders.

- SPECIFICATIONS**
- Speed 120 RPM-no load
 - Voltage 22 DC
 - Amperage 90 mA no-load
 - Performance 70 RPM w/50 oz.in. torque, 500 mA
 - Gear ratio 50
 - Rotation reversible
 - Duty continuous
 - Mount 3 holes on face, M3 thread
 - Shaft 5mm dia. x 7mm w/flat
 - Size 1.3" dia. x 2.5"
 - Shpg. 1 lb.

15 RPM, 24 VDC



ITEM 5-1451 \$4.95

• New CKD Model J209-056. DC synchronous motor attached to removable mtg. bracket.

- SPECIFICATIONS**
- RPM 15
 - Voltage 24 DC
 - Amps 0.2 no load
 - Rotation CW
 - Duty intermittent
 - Shaft 3/16" diam. x 1/2" long w/flat
 - Mount 2 bolt on 3 13/32" BC
 - Size 4" x 1 3/4" x 2"
 - Shpg. 1 lb.

152 RPM, 36 VDC Gearmotor




ITEM 5-1801 \$7.99

• New, MAXON A-max, very compact permanent magnet precision gearmotor. Will operate on 12-36 VDC.

- SPECIFICATIONS**
- Speed 152 RPM
 - Voltage 36 DC
 - Gear ratio 64.4:1
 - Power consumption 5 watts
 - Rotation reversible
 - Duty continuous
 - Mount three M2x1.5 holes, 17mm B.C.
 - Shaft 2.7mm dia. x 4mm w/flat
 - Size 1 9/16" dia. x 2"
 - Shpg. 1/2 lb.

30 RPM, 50 VDC Gearmotor



ITEM 5-1687 \$89.95

• Used PARVALUX permanent magnet right angle gearmotor. Heavy duty construction.

- SPECIFICATIONS**
- Speed 30 RPM
 - Voltage 50 DC
 - Amperage 1.3 Amps
 - Torque 62 in. - lbs.
 - Gear ratio 96:1
 - Rotation reversible
 - Duty continuous
 - Mount base
 - Shaft 15 mm x 2" w/keyway
 - Size 9" x 5" x 5 1/2"
 - Shpg. 16 lbs.