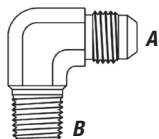
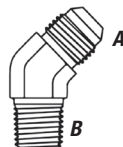


JIC M to NPT M 90° Elbow



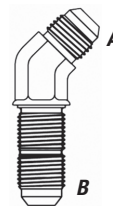
ITEM	JIC A	NPT B	Shpg.	Price
9-2501-4-4	4	1/4"	1/4	\$ 2.00
9-2501-4-6	4	3/8"	1/4	\$ 2.00
9-2501-4-8	4	1/2"	1/4	\$ 2.70
9-2501-6-4	6	1/4"	1/4	\$ 2.20
9-2501-6-6	6	3/8"	1/4	\$ 2.80
9-2501-6-8	6	1/2"	1/4	\$ 2.70
9-2501-8-6	8	3/8"	1/4	\$ 2.15
9-2501-8-8	8	1/2"	1/2	\$ 2.40
9-2501-8-12	8	3/4"	1/2	\$ 4.00
9-2501-10-8	10	1/2"	1/2	\$ 2.75
9-2501-10-12	10	3/4"	3/4	\$ 4.20
9-2501-12-8	12	1/2"	1/4	\$ 4.35
9-2501-12-12	12	3/4"	3/4	\$ 4.30
9-2501-12-16	12	1"	1/2	\$ 7.00
9-2501-16-12	16	3/4"	1/2	\$ 6.85
9-2501-16-16	16	1"	3/4	\$ 6.45
9-2501-16-20	16	1 1/4"	3/4	\$11.55

JIC M to NPT M 45° Elbow



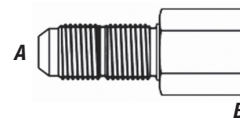
ITEM	JIC A	NPT B	Shpg.	Price
9-2503-4-4	4	1/4"	1/4	\$ 2.20
9-2503-6-4	6	1/4"	1/4	\$ 2.65
9-2503-6-6	6	3/8"	1/4	\$ 2.25
9-2503-6-8	6	1/2"	1/4	\$ 3.40
9-2503-8-6	8	3/8"	1/4	\$ 2.70
9-2503-8-8	8	1/2"	1/4	\$ 2.80
9-2503-10-8	10	1/2"	1/4	\$ 3.05
9-2503-12-8	12	1/2"	1/4	\$ 4.55
9-2503-12-12	12	3/4"	1/2	\$ 4.65
9-2503-16-16	16	1"	1/2	\$ 6.85

JIC M to JIC M Bulkhead 45° Elbow



ITEM	JIC A	JIC B	Shpg.	Price
9-2702-4-4	4	4	1/4	\$ 2.80
9-2702-6-6	6	6	1/4	\$ 2.80
9-2702-8-8	8	8	1/4	\$ 3.30
9-2702-10-10	10	10	1/4	\$ 4.60
9-2702-12-12	12	12	1/2	\$ 6.45
9-2702-16-16	16	16	1/2	\$ 9.80

JIC M to NPT F Bulkhead Connector



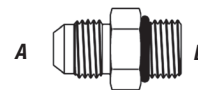
ITEM	JIC A	NPT B	Shpg.	Price
9-2705-4-4	4	1/4"	1/4	\$ 2.70
9-2705-6-4	6	1/4"	1/4	\$ 3.30
9-2705-6-6	6	3/8"	1/4	\$ 3.30
9-2705-8-6	8	3/8"	1/4	\$ 3.85
9-2705-8-8	8	1/2"	1/4	\$ 4.40
9-2705-10-8	10	1/2"	1/4	\$ 6.60
9-2705-12-12	12	3/4"	1/2	\$ 6.70
9-2705-16-16	16	1"	1/2	\$ 9.45

JIC F Bulkhead Lock Nut



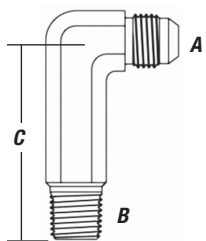
ITEM	JIC	Shpg.	Price
9-306-N-4	4	1/8	\$ 0.40
9-306-N-6	6	1/8	\$ 0.55
9-306-N-8	8	1/8	\$ 0.60
9-306-N-10	10	1/4	\$ 0.95
9-306-N-12	12	1/4	\$ 1.15
9-306-N-16	16	1/4	\$ 2.00

JIC M to SAE M Connector



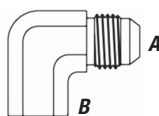
ITEM	JIC A	SAE B	Shpg.	Price
9-6400-4-3	4	3	1/4	\$ 1.70
9-6400-4-4	4	4	1/4	\$ 1.75
9-6400-4-5	4	5	1/4	\$ 1.85
9-6400-4-6	4	6	1/4	\$ 1.25
9-6400-6-6	6	6	1/4	\$ 1.15
9-6400-6-8	6	8	1/4	\$ 1.95
9-6400-6-10	6	10	1/4	\$ 2.55
9-6400-8-6	8	6	1/2	\$ 1.60
9-6400-8-8	8	8	1/2	\$ 1.80
9-6400-8-10	8	10	1/4	\$ 2.35
9-6400-8-12	8	12	1/2	\$ 2.15
9-6400-10-8	10	8	1/4	\$ 2.50
9-6400-10-10	10	10	1/2	\$ 2.50
9-6400-10-12	10	12	1/2	\$ 2.45
9-6400-12-10	12	10	3/4	\$ 2.45
9-6400-12-12	12	12	3/4	\$ 2.30
9-6400-12-16	12	16	3/4	\$ 3.55
9-6400-16-12	16	12	1/2	\$ 3.85
9-6400-16-16	16	16	3/4	\$ 3.70
9-6400-16-20	16	20	3/4	\$ 6.70
9-6400-20-12	20	12	1/2	\$12.00
9-6400-20-16	20	16	3/4	\$ 6.55
9-6400-20-20	20	20	3/4	\$ 6.80

JIC M to NPT M 90° Elbow Extra Long



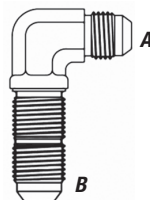
ITEM	JIC A	NPT B	C	Shpg.	Price
9-2501-LL-4-4	4	1/4"	2.07"	1/4	\$ 2.70
9-2501-LL-6-6	6	3/8"	2.42"	1/4	\$ 4.10
9-2501-LL-8-8	8	1/2"	2.87"	1/2	\$ 6.30
9-2501-LL-10-8	10	1/2"	2.87"	1/2	\$ 6.70
9-2501-LL-12-12	12	3/4"	3.28"	3/4	\$ 9.30
9-2501-LL-16-16	16	1"	4.05"	3/4	\$13.60

JIC M to NPT F 90° Elbow



ITEM	JIC A	NPT B	Shpg.	Price
9-2502-4-4	4	1/4"	1/4	\$ 2.15
9-2502-6-4	6	1/4"	1/4	\$ 2.25
9-2502-6-6	6	3/8"	1/4	\$ 2.95
9-2502-6-8	6	1/2"	1/4	\$ 4.60
9-2502-8-6	8	3/8"	1/4	\$ 2.90
9-2502-8-8	8	1/2"	1/4	\$ 4.05
9-2502-10-8	10	1/2"	1/4	\$ 5.10
9-2502-12-8	12	1/2"	1/2	\$ 5.60
9-2502-12-12	12	3/4"	1/2	\$ 6.85
9-2502-16-12	16	3/4"	1/2	\$ 9.70
9-2502-16-16	16	1"	1/2	\$ 9.45

JIC M to JIC M Bulkhead 90° Elbow



ITEM	JIC A	JIC B	Shpg.	Price
9-2701-4-4	4	4	1/4	\$ 2.80
9-2701-6-6	6	6	1/4	\$ 2.30
9-2701-8-8	8	8	1/4	\$ 3.20
9-2701-10-10	10	10	1/4	\$ 5.00
9-2701-12-12	12	12	1/2	\$ 6.70
9-2701-16-16	16	16	1/2	\$ 9.50

You can find weld-in tank flanges on page 87

