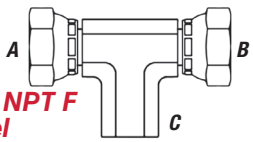


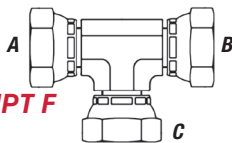
NPT F / NPT F / NPT M Tee Swivel

| ITEM | NPT | | | Shpg. | Price |
|-----------------|------|------|------|-------|---------|
| | A | B | C | | |
| 9-1601-4-4-4 | 1/4" | 1/4" | 1/4" | 1/2 | \$ 4.15 |
| 9-1601-6-6-6 | 3/8" | 3/8" | 3/8" | 1/2 | \$ 5.40 |
| 9-1601-8-8-8 | 1/2" | 1/2" | 1/2" | 3/4 | \$ 6.55 |
| 9-1601-12-12-12 | 3/4" | 3/4" | 3/4" | 1 | \$ 9.20 |
| 9-1601-16-16-16 | 1" | 1" | 1" | 1 1/4 | \$15.30 |



NPT F / NPT F / NPT F Tee Swivel

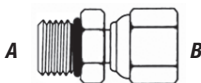
| ITEM | NPT | | | Shpg. | Price |
|-----------------|------|------|------|-------|---------|
| | A | B | C | | |
| 9-1602-4-4-4 | 1/4" | 1/4" | 1/4" | 3/4 | \$ 4.55 |
| 9-1602-6-6-6 | 3/8" | 3/8" | 3/8" | 3/4 | \$ 5.45 |
| 9-1602-8-8-8 | 1/2" | 1/2" | 1/2" | 1 | \$ 7.45 |
| 9-1602-12-12-12 | 3/4" | 3/4" | 3/4" | 1 1/4 | \$ 9.00 |
| 9-1602-16-16-16 | 1" | 1" | 1" | 2 | \$16.10 |



NPT F / NPT F / NPT F Tee Swivel

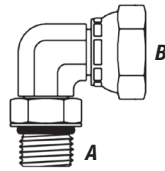
| ITEM | NPT | | | Shpg. | Price |
|-----------------|------|------|------|-------|---------|
| | A | B | C | | |
| 9-1603-4-4-4 | 1/4" | 1/4" | 1/4" | 3/4 | \$ 5.15 |
| 9-1603-6-6-6 | 3/8" | 3/8" | 3/8" | 3/4 | \$ 5.85 |
| 9-1603-8-8-8 | 1/2" | 1/2" | 1/2" | 1 | \$ 8.00 |
| 9-1603-12-12-12 | 3/4" | 3/4" | 3/4" | 1 1/4 | \$12.15 |
| 9-1603-16-16-16 | 1" | 1" | 1" | 2 | \$16.75 |

SAE M to NPT F Swivel



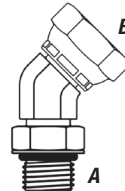
| ITEM | SAE | | Shpg. | Price |
|--------------|-----|--------|-------|---------|
| | A | B | | |
| 9-6900-4-4 | 4 | 1/4" | 1/4 | \$ 2.50 |
| 9-6900-5-4 | 5 | 1/4" | 1/4 | \$ 2.30 |
| 9-6900-6-4 | 6 | 1/4" | 1/4 | \$ 2.85 |
| 9-6900-6-6 | 6 | 3/8" | 1/4 | \$ 2.90 |
| 9-6900-6-8 | 6 | 1/2" | 1/4 | \$ 3.00 |
| 9-6900-8-6 | 8 | 3/8" | 1/2 | \$ 2.25 |
| 9-6900-8-8 | 8 | 1/2" | 1/2 | \$ 2.25 |
| 9-6900-8-12 | 8 | 3/4" | 1/2 | \$ 4.30 |
| 9-6900-10-8 | 10 | 1/2" | 1/2 | \$ 3.15 |
| 9-6900-10-12 | 10 | 3/4" | 1/2 | \$ 4.40 |
| 9-6900-12-8 | 12 | 1/2" | 3/4 | \$ 4.00 |
| 9-6900-12-12 | 12 | 3/4" | 3/4 | \$ 4.40 |
| 9-6900-12-16 | 12 | 1" | 1/2 | \$ 7.85 |
| 9-6900-16-12 | 16 | 3/4" | 1/2 | \$ 6.60 |
| 9-6900-16-16 | 16 | 1" | 1/2 | \$ 6.70 |
| 9-6900-20-16 | 20 | 1" | 3/4 | \$ 9.85 |
| 9-6900-20-20 | 20 | 1 1/4" | 3/4 | \$ 9.00 |

SAE M to NPT F Swivel 90° Elbow



| ITEM | SAE | | Shpg. | Price |
|--------------|-----|--------|-------|---------|
| | A | B | | |
| 9-6901-4-4 | 4 | 1/4" | 1/4 | \$ 2.60 |
| 9-6901-6-4 | 6 | 1/4" | 1/4 | \$ 4.00 |
| 9-6901-6-6 | 6 | 3/8" | 1/4 | \$ 2.90 |
| 9-6901-6-8 | 6 | 1/2" | 1/4 | \$ 5.70 |
| 9-6901-8-4 | 8 | 1/4" | 1/4 | \$ 5.00 |
| 9-6901-8-6 | 8 | 3/8" | 3/4 | \$ 3.55 |
| 9-6901-8-8 | 8 | 1/2" | 3/4 | \$ 3.85 |
| 9-6901-8-12 | 8 | 3/4" | 3/4 | \$ 8.60 |
| 9-6901-10-8 | 10 | 1/2" | 3/4 | \$ 5.00 |
| 9-6901-10-12 | 10 | 3/4" | 3/4 | \$ 8.45 |
| 9-6901-12-8 | 12 | 1/2" | 3/4 | \$ 7.15 |
| 9-6901-12-12 | 12 | 3/4" | 3/4 | \$ 7.85 |
| 9-6901-12-16 | 12 | 1" | 3/4 | \$11.25 |
| 9-6901-16-12 | 16 | 3/4" | 1 | \$10.35 |
| 9-6901-16-16 | 16 | 1" | 1 | \$ 9.20 |
| 9-6901-20-16 | 20 | 1" | 1 3/4 | \$18.55 |
| 9-6901-20-20 | 20 | 1 1/4" | 1 3/4 | \$16.05 |

SAE M to NPT F Swivel 45° Elbow



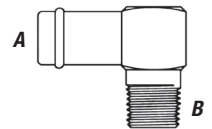
| ITEM | SAE | | Shpg. | Price |
|--------------|-----|------|-------|---------|
| | A | B | | |
| 9-6902-4-4 | 4 | 1/4" | 1/4 | \$ 3.70 |
| 9-6902-6-4 | 6 | 1/4" | 1/4 | \$ 4.30 |
| 9-6902-6-6 | 6 | 3/8" | 1/2 | \$ 4.15 |
| 9-6902-8-6 | 8 | 3/8" | 3/4 | \$ 5.10 |
| 9-6902-8-8 | 8 | 1/2" | 3/4 | \$ 5.15 |
| 9-6902-8-12 | 8 | 3/4" | 1 | \$ 9.70 |
| 9-6902-10-8 | 10 | 1/2" | 1 | \$ 6.45 |
| 9-6902-10-12 | 10 | 3/4" | 1 1/4 | \$ 8.65 |
| 9-6902-12-8 | 12 | 1/2" | 1 1/4 | \$15.20 |
| 9-6902-12-12 | 12 | 3/4" | 1 1/4 | \$ 8.65 |

Hosebarb M to NPT M 300 PSI max.



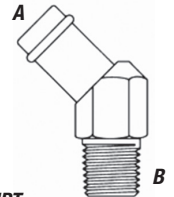
| ITEM | Hose ID | | Shpg. | Price |
|--------------|---------|----------|-------|---------|
| | A | B | | |
| 9-4404-4-4 | 1/4" | 1/4" M | 1/4 | \$ 1.95 |
| 9-4404-6-6 | 3/8" | 3/8" M | 1/4 | \$ 2.35 |
| 9-4404-8-8 | 1/2" | 1/2" M | 1/4 | \$ 2.80 |
| 9-4404-12-12 | 3/4" | 3/4" M | 1/4 | \$ 4.15 |
| 9-4404-16-16 | 1" | 1" M | 1/4 | \$ 6.60 |
| 9-4404-20-20 | 1 1/4" | 1 1/4" M | 1/2 | \$ 9.60 |
| 9-4404-24-24 | 1 1/2" | 1 1/2" M | 1/2 | \$15.30 |

Hosebarb M to NPT M 90° Elbow 300 PSI max.



| ITEM | Hose ID | | Shpg. | Price |
|--------------|---------|------|-------|---------|
| | A | B | | |
| 9-4501-8-6 | 1/2" | 3/8" | 1/4 | \$ 3.40 |
| 9-4501-8-8 | 1/2" | 1/2" | 1/4 | \$ 3.00 |
| 9-4501-12-8 | 3/4" | 1/2" | 1/4 | \$ 5.40 |
| 9-4501-12-12 | 3/4" | 3/4" | 1/2 | \$ 4.85 |
| 9-4501-16-12 | 1" | 3/4" | 1/2 | \$ 7.85 |
| 9-4501-16-16 | 1" | 1" | 1/2 | \$ 8.45 |

Hosebarb M to NPT M 45° Elbow 300 PSI max.



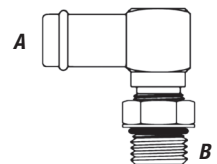
| ITEM | Hose ID | | Shpg. | Price |
|--------------|---------|--------|-------|---------|
| | A | B | | |
| 9-4503-4-4 | 1/4" | 1/4" | 1/4 | \$ 2.55 |
| 9-4503-6-6 | 3/8" | 3/8" | 1/4 | \$ 5.85 |
| 9-4503-8-8 | 1/2" | 1/2" | 1/4 | \$ 4.80 |
| 9-4503-12-12 | 3/4" | 3/4" | 1/2 | \$ 5.35 |
| 9-4503-16-16 | 1" | 1" | 1/2 | \$ 8.25 |
| 9-4503-20-20 | 1 1/4" | 1 1/4" | 1/2 | \$14.50 |

Hosebarb M to SAE M 300 PSI max.



| ITEM | Hose ID | | Shpg. | Price |
|--------------|---------|----|-------|---------|
| | A | B | | |
| 9-4604-4-4 | 1/4" | 4 | 1/4 | \$ 2.50 |
| 9-4604-6-6 | 3/8" | 6 | 1/4 | \$ 2.90 |
| 9-4604-8-8 | 1/2" | 8 | 1/4 | \$ 2.70 |
| 9-4604-10-10 | 5/8" | 10 | 1/4 | \$ 3.20 |
| 9-4604-12-8 | 3/4" | 8 | 1/4 | \$ 3.15 |
| 9-4604-12-12 | 3/4" | 12 | 1/4 | \$ 3.70 |
| 9-4604-16-12 | 1" | 12 | 1/4 | \$ 5.85 |
| 9-4604-16-16 | 1" | 16 | 1/4 | \$ 6.70 |
| 9-4604-20-16 | 1 1/4" | 16 | 1/2 | \$ 8.85 |
| 9-4604-20-20 | 1 1/4" | 20 | 1/2 | \$10.40 |
| 9-4604-24-20 | 1 1/2" | 20 | 1/2 | \$14.30 |
| 9-4604-24-24 | 1 1/2" | 24 | 1/2 | \$16.00 |

Hosebarb M to SAE M 90° Elbow



| ITEM | Hose ID | | Shpg. | Price |
|--------------|---------|----|-------|---------|
| | A | B | | |
| 9-4601-4-4 | 1/4" | 4 | 1/4 | \$ 2.65 |
| 9-4601-6-6 | 3/8" | 6 | 1/4 | \$ 2.70 |
| 9-4601-8-8 | 1/2" | 8 | 1/2 | \$ 3.80 |
| 9-4601-12-12 | 3/4" | 12 | 3/4 | \$ 6.15 |
| 9-4601-16-16 | 1" | 16 | 3/4 | \$ 9.15 |

ORFS F Cap



| ITEM | ORFS | Shpg. | Price |
|--------------|------|-------|---------|
| 9-FF304-C-4 | 4 | 1/4 | \$ 1.15 |
| 9-FF304-C-6 | 6 | 1/4 | \$ 1.30 |
| 9-FF304-C-8 | 8 | 1/4 | \$ 1.90 |
| 9-FF304-C-10 | 10 | 1/4 | \$ 2.20 |
| 9-FF304-C-12 | 12 | 1/4 | \$ 2.60 |
| 9-FF304-C-16 | 16 | 1/4 | \$ 3.80 |

You can find hydraulic hose on pages 92 - 93



You can find weld-in tank flanges on page 87

