

**120 RPM 22 Volt DC In-line Gearmotor**



**ITEM 5-1811 \$9.99**

• New, IGARASHI permanent magnet in-line gearmotor. Spur geartrain.

- SPECIFICATIONS**
- Speed 120 RPM-no load
  - Voltage 22 DC
  - Amperage 90 mA no-load
  - Performance 70 RPM w/50 oz.in. torque, 500 mA
  - Gear Ratio 50
  - Rotation Reversible
  - Duty Continuous
  - Mount 3 holes on face, M3 thread.
  - Shaft 5mm dia. x 7mm w/flat
  - Size 1.3" dia. x 2.5"
  - Shpg. 1 lb.

**175 RPM 12 Volt DC Gearmotor**




**ITEM 5-1923 \$8.95**

• New, right angle drive gearmotor originally made for use in electric automotive seats. No clutch or limit switches. Permanent magnet type motor. Output to right when viewed from motor end with output shaft above motor centerline.

- SPECIFICATIONS**
- Voltage 12 VDC
  - Amps 1.5 no load
  - RPM 175
  - Output Orientation RH
  - Rotation reversible
  - Enclosure Fully enclosed
  - Duty Intermittent
  - Mount 1/4" clevis, 3/8" between ears
  - Shaft Thread 7/16"-8 ACME thread w/M6x1 LH at end
  - Shaft Length 3-1/2"
  - Overall size 6" x 2 1/2" x 5 1/2"
  - Shpg. 3 lbs.

**13 RPM 24 VDC Right Angle Gearmotor**




**ITEM 5-1899 \$12.99**

• New, right angle permanent magnet gearmotor. High torque in a compact size for many applications.

- SPECIFICATIONS**
- Speed 13 RPM no load
  - Voltage 24 DC
  - Amperage 40 mA no load
  - Torque 4 in.-lbs.
  - Rotation Reversible
  - Duty Continuous
  - Mount M3 tapped 4 bolt on 18mm x 33mm centers
  - Shaft 6mm dia. x 3/16" long w/flat tapped M3
  - Size 3 1/8" x 1 1/4" x 1 1/8"
  - Shpg. 1/2 lb.

**131 RPM 24 Volt DC Gearmotor**



**ITEM 5-1887 \$29.95**

• New VON WEISE model# V06999AB76 linear actuator. Power extend and power retract, rated to push and pull up to 500 pounds.

- SPECIFICATIONS**
- Voltage 24 VDC
  - Amperage 2.7 Amps
  - Capacity 500 lb. max, 250 lb. cont. (Push and Pull)
  - Ratio 19:1
  - Power 1/20 HP
  - Thread 3/4"-5 Acme thread
  - Stroke 6 1/8"
  - Extension Speed 0.317" / sec. (no load)
  - Direction Reversible
  - Duty Intermittent
  - Size 8 1/4" x 6" x 3 1/8"
  - Shpg. 7 lb.

**142 RPM 24 Volt DC In-line Gearmotor**




**ITEM 5-1911 \$8.95**

• New, HENKWELL, very compact permanent magnet precision in-line gearmotor. Will operate on 6-24 VDC. Planetary gear reduction, dual ball bearings.

- SPECIFICATIONS**
- Speed 142 RPM no load, 113 RPM rated load
  - Voltage 24 DC rated
  - Gear Ratio 84:1
  - Torque 1.3 in.-lb. rated, 4.9 in.-lb. stall
  - Amps 0.1 no load, 0.2 rated load
  - Rotation Reversible
  - Duty Continuous
  - Mount 4 M2 tapped holes, 18mm B.C.
  - Shaft 6mm dia. x 14mm w/crosshole
  - Size 11mm dia. x 50mm
  - Shpg. 1/2 lb.

**90 RPM 12 Volt DC In-line Gearmotor**



**ITEM 5-1912 \$8.95**

• New, KINDLY MOTOR model KC55-37G50-3162 compact permanent magnet in-line gearmotor. Operates on 12-24 VDC.

- SPECIFICATIONS**
- Speed 90 RPM (no load)
  - Voltage 12 DC
  - Amps 160 mA (no load)
  - Torque 8 in.-lbs.
  - Gear Ratio 50:1
  - Rotation Reversible
  - Duty Continuous
  - Mount 6 holes on face tapped M3
  - Shaft 5.5mm x 15" w/flat
  - Size 35mm dia. x 83mm
  - Shpg. 1 lb.

**30 RPM, 24 VDC Gearmotor**

**ITEM 5-1358 \$24.95**

• New MULTI-PRODUCTS CO. INC. #2738. Offset gearbox.

- SPECIFICATIONS**
- RPM 30
  - Duty continuous
  - Voltage 24 DC
  - Shaft 11 mm dia. x 12 mm w/dual flats
  - Amps 0.68 no load
  - HP 1/45
  - Mnt. 4 bolt 2 1/2" x 2" pattern
  - Torque 47 in. lbs.
  - Size 4 1/2" x 3" x 4 3/4"
  - Rotation reversible
  - Shpg. 5 lbs.

**45 RPM, 24 VDC In-line Gearmotor**



**ITEM 5-1660 \$9.95**

• New, Molon Model CHM-2435-1. High torque output. 4 7/8" wheel with o-ring on edge to friction drive equipment. Use for drive wheel on robots. Operates at 1/2 speed on 12 VDC. Permanent magnet motor.

- SPECIFICATIONS**
- Speed 45 RPM
  - Voltage 24 DC
  - Amperage 0.28
  - Torque 7.5 in.-lbs.
  - Rotation Reversible
  - Duty Continuous
  - Mount 4 tapped holes 2 5/8" x 2 1/2"
  - Shaft 5/16" dia.
  - Size 2 3/4" x 2 1/4" x 3"
  - Shpg. 1 1/2 lbs.

**180 RPM, 24 VDC**

**ITEM 5-1812 \$8.95**

• New, in-line gearmotor. Die cast zinc gear housing. Will operate on 12 volts at reduced output speed.

- SPECIFICATIONS**
- Speed 180 RPM
  - Voltage 24 DC
  - Amperage 0.6 Amps
  - Torque 2.5 in.-lbs.
  - Rotation Reversible
  - Duty Continuous
  - Shaft 1/4" dia. x 5/8" w/dual flats and crosshole
  - Shaft crosshole 1/8"
  - Mount 4 bolt 1.25" x 1.56" centers
  - Size 2 3/4" x 2 1/2" x 2 3/4"
  - Shpg. 1 lb.

**12 VDC, 5.9" Stroke Linear Actuator**



**ITEM 5-1833 \$129.95**

• New DUFF NORTON model LT225-1-150. Limit switches at end of stroke

- SPECIFICATIONS**
- Stroke 150 mm (5.9")
  - Voltage 12 DC
  - Load rating 225 lbs. max.
  - Extension speed No load 8 mm/sec Max load 6 mm/sec
  - Amps 3.25 Full load
  - Duty 25%
  - Enclosure IP66
  - Pin holes 1/4" dia.
  - Retracted lgth. 10"
  - Shaft dia. 20 mm (0.787")
  - Size 10 3/4" x 1 1/2" x 3"
  - Shpg. 3 lbs.

**120 RPM, 22 VDC In-line Gearmotors**



**ITEM 5-1810 \$9.99**

• New, IGARASHI permanent magnet in-line gearmotor. Spur geartrain. Includes rubber boot over brushholders.

- SPECIFICATIONS**
- Speed 120 RPM-no load
  - Voltage 22 DC
  - Amperage 90 mA no-load
  - Performance 70 RPM w/50 oz.in. torque, 500 mA
  - Gear ratio 50
  - Rotation reversible
  - Duty continuous
  - Mount 3 holes on face, M3 thread
  - Shaft 5mm dia. x 7mm w/flat
  - Size 1.3" dia. x 2.5"
  - Shpg. 1 lb.

**15 RPM, 24 VDC**

**ITEM 5-1451 \$4.95**

• New CKD Model J209-056. DC synchronous motor attached to removable mtg. bracket.

- SPECIFICATIONS**
- RPM 15
  - Voltage 24 DC
  - Amps 0.2 no load
  - Rotation CW
  - Duty intermittent
  - Shaft 3/16" diam. x 1/2" long w/flat
  - Mount 2 bolt on 3 13/32" BC
  - Size 4" x 1 3/4" x 2"
  - Shpg. 1 lb.

**152 RPM, 36 VDC Gearmotor**



**ITEM 5-1801 \$7.99**

• New, MAXON A-max, very compact permanent magnet precision gearmotor. Will operate on 12-36 VDC.

- SPECIFICATIONS**
- Speed 152 RPM
  - Voltage 36 DC
  - Gear ratio 64.4:1
  - Power consumption 5 watts
  - Rotation reversible
  - Duty continuous
  - Mount three M2x1.5 holes, 17mm B.C.
  - Shaft 2.7mm dia. x 4mm w/flat
  - Size 1 5/16" dia. x 2"
  - Shpg. 1/2 lb.

**30 RPM, 50 VDC Gearmotor**



**ITEM 5-1687 \$89.95**

• Used PARVALUX permanent magnet right angle gearmotor. Heavy duty construction.

- SPECIFICATIONS**
- Speed 30 RPM
  - Voltage 50 DC
  - Amperage 1.3 Amps
  - Torque 62 in. - lbs.
  - Gear ratio 96:1
  - Rotation reversible
  - Duty continuous
  - Mount base
  - Shaft 15 mm x 2" w/keyway
  - Size 9" x 5" x 5 1/2"
  - Shpg. 16 lbs.