


3 Piece Flexible & Spline Couplings

- Brand new, 3-piece flexible couplings. Use to connect engines or electric motors to pumps, gear reducers, drive shafts. Purchase two halves and one flexible insert to make a complete coupling. Inserts are available in either rubber or urethane construction. Urethane gives longer life and 50% greater torque handling capability. Splined halves are available for use with hydraulic pumps.
- Interchangeable with L Series jaw couplings from Lovejoy, Browning and others.
- Some series can be interchanged to reduce overall length. Series Interchangeability:
L-090 with L-095 coupled length will be 2⁵/₁₆" L-099 with L-100 coupled length will be 3³/₁₆"



Example: A complete coupling for 10 HP at 3600 RPM coupling a 1/2" dia. shaft and a 5/8" 9 tooth splined shaft.

Order one each of

- 1-3421-E (L-095 Series 1/2" bore keyed coupling half)
- 1-3421-9 (L-095 Series 5/8" 9 tooth splined coupling half)
- 1-3421-X (L-095 Series rubber insert)



Inserts for 3 Piece Couplings						
Coupling Series	Rubber Inserts			Urethane Inserts		
	ITEM	Shpg.	Price	ITEM	Shpg.	Price
L-050	1-3419-X	1/10	\$2.35			
L-070	1-3614-X	1/10	\$2.50			
L-075	1-3420-X	1/10	\$4.35	1-3420-UR	1/10	\$15.25
L-090	1-3615-X	1/10	\$4.70	1-3615-UR	1/10	\$15.40
L-095	1-3421-X	1/10	\$4.70	1-3421-UR	1/10	\$18.90
L-099	1-3616-X	1/10	\$8.05	1-3616-UR	1/10	\$20.95
L-100	1-3422-X	1/10	\$8.05	1-3422-UR	1/10	\$26.20
L-110	1-3423-X	1/4	\$13.25			


Performance Ratings with Rubber Insert

Coupling Series	Rated Torque (in-lbs.)	HP Rating Based on Speed (RPM)						Coupling O.D.	Coupled Length
		100	300	1200	1800	3600			
L-050	28	0.04	0.12	0.48	0.72	1.44	1 ⁵ / ₆₄ "	1 ²³ / ₃₂ "	
L-070	37	0.06	0.18	0.72	1.08	2.16	1 ³ / ₈ "	2"	
L-075	73	0.12	0.36	1.44	2.16	4.32	1 ³ / ₄ "	2 ¹ / ₈ "	
L-090	126	0.20	0.60	2.40	3.60	7.20	2 ¹ / ₈ "	2 ¹¹ / ₃₂ "	
L-095	169	0.28	0.84	3.36	5.04	10.08	2 ⁷ / ₆₄ "	2 ¹ / ₂ "	
L-099	260	0.42	1.26	5.04	7.56	15.10	2 ¹⁷ / ₃₂ "	2 ⁷ / ₈ "	
L-100	370	0.60	1.80	7.20	10.80	21.60	2 ¹⁷ / ₃₂ "	3 ¹ / ₂ "	
L-110	680	1.10	3.30	13.20	19.80	39.60	3 ⁵ / ₁₆ "	4 ⁷ / ₃₂ "	

Bore Sizes - Choose ITEM number suffix letter based on bore size required. Splined bores have numeric suffix.

Coupling Series	ITEM Prefix	Flexible Coupling Halves Bore Sizes																Per Half Price	Splined Coupling Halves				Per Half Shpg.								
		1/4"	5/16"	3/8"	7/16"	1/2"	9/16"	5/8"	3/4"	7/8"	15/16"	1"	1 1/8"	1 1/4"	1 3/8"	1 7/16"	1 1/2"		1 5/8"	9 Tooth 5/8"	11 Tooth 3/4"	13 Tooth 7/8"		Per Half Price							
L-050	1-3419	A	B	C	D	E	-	G	-	-	-	-	-	-	-	-	-	-	-	-	-	-	-	-	\$4.90					1/2	
L-070	1-3614	-	-	-	-	E	-	G	-	H	-	-	-	-	-	-	-	-	-	-	-	-	-	-	-	\$6.20					3/4
L-075	1-3420	-	-	-	D	E	-	G	G-156	H	J	-	-	-	-	-	-	-	-	-	-	-	-	-	-	\$6.90					3/4
L-090	1-3615	-	-	-	-	E	-	G	-	-	-	-	-	-	-	-	-	-	-	-	-	-	-	-	-	\$8.45	9	11	13	\$25.50	1
L-095	1-3421	-	-	-	D	E	F	G	G-156	H	J	K	M	N	-	-	-	-	-	-	-	-	-	-	-	\$10.70	9	11	13	\$25.50	1
L-099	1-3616	-	-	-	-	E	-	G	G-156	H	J	-	M	N	O	-	-	-	-	-	-	-	-	-	-	\$15.60	9	11	13	\$33.00	2
L-100	1-3422	-	-	-	-	E	F	G	G-156	H	J	K	M	N	O	P	-	-	-	-	-	-	-	-	-	\$17.75	9	11	13	\$33.75	2
L-110	1-3423	-	-	-	-	-	-	G	-	H	J	-	M	N	O	P	Q	R	S	-	-	-	-	-	-	\$28.85	9	11	13	\$52.50	5


G-156 has special 5/32" keyway



Keyed Shaft Couplers

Solid Shaft Couplers

- Brand new. Rigid steel couplers for connecting shafts together. Made from cold rolled steel. Keyed couplers have keyway slot and 2 set screws.



Spline Shaft Couplers

ITEM	Bore	O.D.	Lgth.	Keyway	Shpg.	Price
1-1563-A	1/2"	1 1/4"	2"	1/8"	1 lb.	\$5.95
1-1563-B	5/8"	1 1/2"	2 1/2"	3/16"	1 lb.	\$7.65
1-1563-C	3/4"	1 5/8"	3"	3/16"	2 lbs.	\$9.30
1-1563-D	7/8"	1 3/4"	3 1/2"	3/16"	2 lbs.	\$9.40
1-1563-E	1"	1 3/4"	4"	1/4"	2 lbs.	\$12.55
1-1563-F	1 1/8"	2"	4 1/2"	1/4"	3 lbs.	\$17.20
1-1563-G	1 1/4"	2 1/8"	4 1/2"	1/4"	3 lbs.	\$17.60
1-1563-J	1 1/4"	2 1/8"	4 1/2"	5/16"	3 lbs.	\$17.60
1-1563-H	1 3/8"	2 5/16"	4 1/2"	5/16"	4 lbs.	\$19.05
1-1563-I	1 1/2"	2 1/2"	4 1/2"	3/8"	4 lbs.	\$22.40

ITEM	Bore	O.D.	Lgth.	Shpg.	Price
1-1495	5/8" 9 T	1 1/4"	1 1/4"	1 lb.	\$9.85
1-2985	3/4" 11 T	1 1/2"	2 1/4"	2 lbs.	\$21.85
1-1392	7/8" 13 T	1 1/2"	2 1/4"	2 lbs.	\$8.15
1-1560	1" 6 T	1 1/2"	2 1/4"	1 lb.	\$9.90
1-1561	1" 15 T	1 1/2"	2 1/4"	1 lb.	\$9.25
1-1393	1 1/4" 14 T	2"	2 1/4"	2 lbs.	\$11.30
1-1562	1 3/8" 6 T	2"	5"	3 lbs.	\$26.15
1-3556	1 3/8" 21 T	2"	2 1/4"	2 lbs.	\$13.45
1-1513	1 1/2" 17 T	2 1/8"	2"	2 lbs.	\$15.40

Solid Hex Shaft Couplers

- Brand new hex shaft couplers for joining two hex shafts of the same size. Machinable and weldable, black oxide finish.



ITEM	Hex Size	O.D.	Lgth.	Shpg.	Price
1-5696-62	5/8"	1.5"	2 1/2"	3/4 lb.	\$10.20
1-5696-75	3/4"	1.625"	3"	1 lb.	\$11.70
1-5696-87	7/8"	1.75"	3"	1 1/2 lb.	\$12.35
1-5696-100	1"	1.75"	3"	1 1/2 lb.	\$12.35
1-5696-112	1 1/8"	2"	4 1/2"	2 3/4 lb.	\$19.05
1-5696-125	1 1/4"	2.125"	4 1/2"	3 lb.	\$19.45
1-5696-150	1 1/2"	2.75"	4 1/2"	5 lb.	\$29.05
1-5696-175	1 3/4"	3"	4 1/2"	6 lb.	\$30.80