

Treadmill Motors

• New, Icon Health and Fitness, permanent magnet motors. Built for use in treadmills, ideal for use with speed controller (sold separately). Would also make an excellent DC generator. Open frame, treadmill duty, reversible rotation.



10-3031



10-3065



10-3070

Treadmill Motors With Flywheel

All shafts are 17mm dia.


All have 10 groove pulley

ITEM	Model	DC		Shaft			Integral		Size	Shpg.	Price
		HP	Voltage	Amps	RPM	Lgth.	Flywheel	Fan			
10-3031	M-326338	3	130	17.2	4725	35mm	6¾" dia. with 31mm O.D.	Yes	11½" x 6¾" O.D.	28 lbs.	\$79.95
10-3065	329829	4.25	130	21.1	5095	33mm	6¾" dia. with 36mm O.D.	Yes	12½" x 6¾" O.D.	33 lbs.	\$94.95
10-3070	L-315219	4.25	130	24.4	5195	42mm	6¾" dia. with 31mm O.D.	Yes	12¼" x 6¾" O.D.	33 lbs.	\$94.95

120 and 240 Volt AC Linear Actuators

• New, linear actuators built for exercise equipment, lift chairs or other applications. Power extend and power retract. Operation in direction opposite of the rating is to be non-loaded. Various configurations. Other models available online at www.surpluscenter.com


Item	Mfg	Voltage	Load	Style	Stroke	Amps	Retracted lgth	Shpg	Callout	Price
5-1856	Gentech	120	900	Pull	3.56"	1.7	6.75"	7 lbs.	A	\$29.95
5-1876	Icon	120	900	Push	6.875"	1.55	9.5"	7 lbs.	A	\$29.95
5-1850	CMC	120	1000	Push	6"	1.6	12"	7 lbs.	B	\$29.95
10-3054	Icon	120	900	Push	10.75"	1.55	14"	7 lbs.	A	\$29.95
5-1848	Icon	120			1.5"	1.2	8.625"	6 lbs.	C	\$24.95
5-1866	Gentech	120	900	Push	3.56"	1.55	8.125"	7 lbs.	A	\$24.95
5-1855	Gentech	240	900	Pull	3.56"	0.7	6.75"	6 lbs.	A	\$29.95
5-1852	Icon	240	900	Push		0.7	10"	7 lbs.	A	\$24.95
5-1865	Icon	240	900	Push	6.125"	0.7	10.25"	7 lbs.	A	\$29.95
10-3058	FBS	120			3.75"	1.4	9"	6 lbs.	D	\$24.95
5-1897	Icon	120	900	Push	5"	1.55	8.43"	6 lbs.	A	\$24.95
5-1861	Gentech	120	900	Push	3.02"	1.55	7.625"	6 lbs.	A	\$29.95
5-1860	Icon	120	900	Pull	4.5"	1.55	7.5"	6 lbs.	A	\$29.95
10-3057	FBS	120			1.75"	1.2	8.43"	6 lbs.	C	\$24.95
10-3049	FBS	120			6.875"	1.44	12"	6 lbs.	D	\$29.95
10-3053	FBS	120			4.4375"	1.8	9.625"	6 lbs.	D	\$29.95
10-3055	Icon	120	900	Push	5"	1.55	8.125"	6 lbs.	A	\$29.95
5-1851	Icon	120	900	Pull	3.5"	1.55	7.5"	6 lbs.	A	\$29.95
5-1857	Icon	120	900	Pull	3.5"	1.55	7.5"	6 lbs.	A	\$29.95
5-1871	Icon	120	900	Push	4.9375"	1.55	8.5"	6 lbs.	A	\$29.95
5-1853	Gentech	120	900	Pull	4.36"	1.55	7.875"	6 lbs.	A	\$29.95
5-1868	Gentech	120	900	Push	6.125"	1.55	10.125"	7 lbs.	A	\$29.95
5-1863	Icon	120	900	Pull	3.75"	1.55	6.875"	6 lbs.	A	\$29.95




A. 5-1856



B. 5-1850



C. 5-1848



D. 10-3053

Clamping Toggle Pliers

• New, AMERICAN DRILL BUSHING clamping toggle pliers for gluing, welding, other work-holding applications. Plated steel construction. Copper plated adjustment bolt. Models C&E have self aligning 5/8" dia. spindle ends. Vinyl covered handles.



ITEM	Model	Max Material Thickness	Jaw Depth	Shpg.	Price
14-1105-H	61470	2.25"	2.5"	1.5 lbs.	\$4.95
14-1105-C	61410	0.75"	1.75"	1.5 lbs.	\$4.95
14-1105-E	61430	0.75"	1.75"	1.5 lbs.	\$4.95

Belt Drive Conveyor Rollers

• New, belt drive conveyor rollers with ball bearings in both ends. Metal shafts extend from both ends. Belt grooves are 3/8" wide. Includes internal spring that keeps roller centered.



ITEM	Roller Size	Shafts	Grooves	Groove Center to Roller End	Shpg.	Price
1-2465-A	1.375" x 21½"	Hex 7/16" x 5/8"	Single	2¼"	4 lbs.	\$3.99
1-2465-B	1.375" x 21½"	Hex 7/16" x 5/8"	Dual	2¼" and 3¼"	4 lbs.	\$3.99

Robotic Arm Assembly



ITEM 5-1931

\$119.95

• New, robotic arm assembly that was used in a self serve yogurt machine. Assembly includes an 8" stroke linear track actuator, stepper motor drives, circuit board and position sensors. Stainless and aluminum construction. Vertical and horizontal motion. Ideal for building robotic arms and other automation systems. No wiring diagram or operating instructions available.

SPECIFICATIONS

- Linear Actuator Track Stroke 8"
- Linear Actuator Voltage 12 DC
- Linear Actuator Push/Pull 150 lbs.
- Shoulder Vertical Stroke 8"
- Upper Arm Length 12¾"
- Upper Arm Horizontal Rotation 180 degrees
- Lower Arm Length 14¼"
- Lower Arm Horizontal Rotation 300 degrees
- Size 22¼" x 12½" x 19¼"
- Shpg. 53 lbs. Oversize