




**Cross High Speed Hydraulic Gear Motors** ⚠️




• Brand new CROSS hydraulic gear motors. Pressure balanced loading plates for high efficiency. Aluminum body for good heat dissipation. Pressure lubricated Teflon impregnated sleeve bearings. Internal check valves eliminate need for case drain at shaft seal pressures under 250 PSI.



**40 Series SPECIFICATIONS**

- PSI 3000 max.
- RPM 3000 max. cont
- Reversible rotation
- Shaft 5/8" x 1 1/4" keyed
- Mount SAE A 2 Bolt
- Ports SAE 12
- drain port 1/4" NPT bolt
- Shpg 9 lbs.



**50 Series SPECIFICATIONS**

- PSI 3000 max.
- RPM 3000 max. cont
- Reversible rotation
- Shaft 7/8" x 1 5/8" keyed
- Mount SAE B 2 Bolt
- Ports SAE 16
- drain port SAE 5
- Shpg 19 lbs.

**40 Series**

HP and torque specifications listed at 2500 PSI

ITEM	Displ.	GPM for		HP at		Price
		1800 RPM	Torque	1800 RPM		
9-7073-50	0.50	4.4	180 in-lbs.	4.8	\$279.75	
9-7073-75	0.75	6.5	280 in-lbs.	7.5	\$292.70	
9-7073-100	1.00	8.8	375 in-lbs.	10	\$305.60	
9-7073-125	1.25	10.9	475 in-lbs.	13.5	\$319.00	
9-7073-150	1.50	13	575 in-lbs.	16	\$331.85	
9-7073-180	1.80	15.5	700 in-lbs.	20	\$344.80	

**50 Series**

HP and torque specifications listed at 2500 PSI

ITEM	Displ.	GPM for		HP at		Price
		1800 RPM	Torque	1800 RPM		
9-7074-195	1.95	17	775 in-lbs.	18	\$490.70	
9-7074-232	2.32	20	900 in-lbs.	23	\$503.40	
9-7074-274	2.74	23.75	1050 in-lbs.	28	\$515.55	
9-7074-330	3.30	28.5	1275 in-lbs.	33	\$562.50	
9-7074-380	3.80	33	1450 in-lbs.	38	\$562.50	
9-7074-520	5.20	45	2000 in-lbs.	65	\$752.95	

**Compact, Hi-Torque Hydraulic Motors**

• Brand New, DYNAMIC BMM series hydraulic motor. Compact frame with Rotortorc gear set to provide highly efficient low speed high torque output for limited space applications. Can be used in parallel or series hydraulic systems



**SPECIFICATIONS**


- Reversible rotation
- Ports SAE 6, Case Drain SAE 3
- Shaft 9/16" diam. x 1 5/16" w/ 0.18 keyway

- Two Mounting Choices:  
3 hole face mount, tapped 1/4-28 on 1.77" Bolt Circle, side ports  
or  
2 hole flange 3.15" bolt centers, 2.48" pilot, rear ports

3 Bolt Mount ITEM #	2 Bolt Mount ITEM #	Displ.	PSI		Torque in lbs.		RPM		GPM		Shpg	PRICE
			Cont.	Int.	Cont.	Int.	Cont.	Int.	Cont.	Int.		
9-12221-8	9-12222-8	0.5	1450	2030	97	132	1950	2450	3.96	5.28	6	\$185.00
9-12221-12	9-12222-12	0.76	1450	2030	141	203	1550	1940	5.28	6.6	6	\$186.25
9-12221-20	9-12222-20	1.21	1450	2030	221	310	1000	1250	5.28	6.6	7	\$190.90
9-12221-32	9-12222-32	1.93	1450	2030	354	504	630	800	5.28	6.6	7	\$193.40
9-12221-40	9-12222-40	2.43	1233	1740	398	620	500	630	5.28	6.6	7	\$195.90
9-12221-50	9-12222-50	3.07	1015	1450	407	779	400	500	5.28	6.6	7	\$199.70

**Parker MGG Hydraulic Motors**

• Brand new, PARKER MGG Series. Gerotor design hydraulic motor. Heavy duty roller bearings, aluminum case, Buna-N seals. Can also be used as a pump up to 3500 RPM max. Wide range of displacement, mounting and port location options to fit specific applications.



**SPECIFICATIONS FOR ALL**

- Speed: 5000 RPM max as motor, 3500 RPM max as pump
- Rotation reversible
- Shaft 9/16" x 1 1/2" w/ 1/8" keyway
- Size 5 1/2" x 3 1/2" x 3 3/8"
- Shpg. 5 lbs.
- 2 Mounting Choices:  
4 Bolt on 2" square pattern with 1.78" dia. pilot  
or  
2 Bolt 3.25 Bolt Centers 2" dia. pilot

Displ. cu. in.	Motor Model	4 Bolt Mount				2 Bolt Mount				GPM					
		Rear Ports		Side Ports		Rear Ports		Side Ports		Price	for Max. RPM	PSI Cont.	PSI Int.	Torque in lbs.	Port
		ITEM	Model	ITEM	Model	ITEM	Model	ITEM	Model						
0.218	MGG20010	9-8499	BB1A3	9-4765	BB1B3	9-1180	BA1A3	9-6590	BA1B3	\$318.00	4.75	2000	2500	70	SAE 8
0.372	MGG20016	9-8500	BB1A3	9-4766	BB1B3	9-1181	BA1A3	9-6591	BA1B3	\$328.95	8.05	2000	2500	118	SAE 8
0.45	MGG20020	9-8501	BB1A3	9-4767	BB1B3	9-1182	BA1A3	9-6592	BA1B3	\$339.95	9.75	2000	2500	144	SAE 8
0.58	MGG20025	9-8502	BB1A3	9-4768	BB1B3	9-1183	BA1A3	9-6593	BA1B3	\$350.25	12.55	2000	2500	184	SAE 10
0.7	MGG20030	9-8503	BB1A3	9-4769	BB1B3	9-1184	BA1A3	9-6594	BA1B3	\$365.05	15.15	1500	2000	222	SAE 10