


Double Acting Hydraulic Trunnion Cylinder

• Double acting with trunnion mount on gland end. Two SUN counterbalance valves installed on rod end manifold block.

2.75" x 186" x 2"



ITEM 9-5584

\$599.95

SPECIFICATIONS

- New, Double Acting
- Bore x Stroke 2¾" x 186"
- Pressure 2500 PSI
- Rod Dia. 2"
- Ports SAE 8
- Base to pin retracted lgth. (pin next to gland) 211"
- Counterbalance valves set at 1000 and 1200 PS
- Trunnion to crosstube pin retracted lgth. 6½" (pin next to gland)
- Base end plain w/bracket
- Rod end steel manifold block
- Block dimensions 8¾" x 8" x 3½"
- Two pin holes 1¼"
- Pin centers 3"
- Trunnion end rectangle male pins
- Outside pin width 10½"
- Pin size 1⅞" x 2¼"
- Pin length 1¼"
- Overall lgth. 215½"
- Actual Weight 290 lbs.
- **Shpg. 400 lbs.**

Truck freight only

2.76" x 16.34" x 1.57"



ITEM 9-16032
SPECIFICATIONS

\$79.95

- New, Double Acting
- Bore x Stroke 2.76"(70mm) x 16.34"(415mm)
- Pressure 3000 PSI
- Rod Dia. 1.57 (40mm)
- Ports M20 x 3
- Retracted Length 28.25"
- Rod End: Threaded
- Thread Size-Pitch M36 x 3
- Thread Length 3"
- Base End: Tang
- Width 1.57"
- Pin Hole 1.77"(45mm)
- **Shpg. 43 lbs.**

3" x 2.5" x 1.5"



ITEM 9-16393
SPECIFICATIONS

\$129.95

- New, Double Acting
- Bore x Stroke 3" x 2.5"
- Pressure 3000 PSI max.
- Rod Dia. 1.5"
- Ports SAE 8
- Retracted Length 12.75"
- Clevis Ends
- Pin Holes 1"
- **Shpg. 21 lbs.**

3" x 4.375" x 1.25"



ITEM 9-12512
SPECIFICATIONS

\$129.95

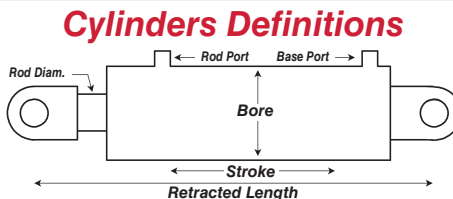
- New, Double Acting
- Bore x Stroke 3" x 4.375"
- Pressure 3000 PSI
- Rod Dia. 1.25"
- Ports ¼" NPT
- Retracted Length 11.38"
- Rod End: Threaded 1"-14
- Thread Length 1"
- Base End: Cross-Tube
- Width 4"
- Pin Hole 1"
- **Shpg. 18 lbs.**

Bore - Inside diameter of cylinder
Stroke - How far a cylinder extends out

R-length - Distance in inches between pin centers when cylinder is retracted

Rod Diameter - Diameter of cylinder rod

Single Acting - Cylinder is powered one way



Cylinders Definitions

Double Acting - Cylinder is powered both ways (two way)

Crosstube End - Round tube welded perpendicular to cylinder

Single Eye End - For mounting between two mounting ears.

Clevis End - Two mounting ears

3" x 6.125" x 1.5"



ITEM 9-2191
SPECIFICATIONS

\$76.50

- Unused, old inventory
- Double acting
- Bore/stroke 3" x 6⅛"
- Retracted lgth. 21¾"
- 1⅜" self aligning
- Swivel eye both ends
- Pressure 2500 PSI
- Rod end width 2"
- Rod diam. 1½"
- Base end width 2½"
- Ports SAE 8
- **Shpg. 45 lbs.**

3" x 6.125" x 1.5"



ITEM 9-2191-R
SPECIFICATIONS

\$76.50

- Unused old inventory
- Double Acting
- Bore x Stroke 3" x 6⅛"
- Pressure 2500 PSI max.
- Rod Diam. 1½"
- Ports SAE 8
- Retracted Length 21¾"
- Tang Ends
- Pin Holes 1"
- **Shpg. 45 lbs.**

3" x 7.5" x 1.25"



ITEM 9-16165
SPECIFICATIONS

\$99.95

- New, Double Acting
- Bore x Stroke 3" x 7.5"
- Pressure 2700 PSI max.
- Rod Dia. 1.25"
- Ports SAE 6
- Retracted Length 15"
- Cross-Tube Ends
- Rod End: Width 1.75"
- Base End: Width 4.25"
- Pin Holes 1"
- **Shpg. 22 lbs.**

3" x 7.75" x 1.5"



ITEM 9-9756
SPECIFICATIONS

\$144.95

- Unused, old inventory
- Double acting
- Bore/Stroke 3" x 7¾"
- Pressure 2500 PSI
- Rod dia. 1½"
- Ports SAE 8
- Retracted lgth. 24¾"
- Rod End Thread-on Tang
- Max Thickness 2"
- Base End Clevis
- Pin Holes 1¼"
- **Shpg. 34 lbs.**

3" x 8" x 1.25"



ITEM 9-16397
SPECIFICATIONS

\$79.95

- New, Double Acting
- Bore x Stroke 3" x 8"
- Pressure 2500 PSI max.
- Rod Dia. 1.25"
- Ports ½" NPT
- Retracted Length 18.25"
- Clevis Ends
- Pin Holes 1"
- **Shpg. 21 lbs.**

3" x 8" x 1.25"



ITEM 9-16160
SPECIFICATIONS

\$99.95

- New, Double Acting
- Bore x Stroke 3" x 8"
- Pressure 2500 PSI max.
- Rod Dia. 1.25"
- Ports ½" NPT
- Retracted Length 20.25"
- Clevis Ends
- Pin Holes 1"
- **Shpg. 22 lbs.**

3" x 8" x 1.25"



ITEM 9-16163
SPECIFICATIONS

\$119.95

- New, Double Acting
- Bore x Stroke 3" x 8"
- Pressure 2500 PSI max.
- Rod Dia. 1.25"
- Ports ½" NPT
- Retracted Length 20.25"
- Clevis Ends
- Pin Holes 1"
- **Shpg. 22 lbs.**

3" x 8.75" x 1.5"




ITEM 9-20764
SPECIFICATIONS

\$129.95

- Unused old inventory
- Double Acting
- Bore x Stroke 3" x 8.75"
- Pressure 2500 PSI max.
- Rod Dia. 1.5"
- Ports JIC 6
- Retracted Length 8.25"
- Rod End: Tang
- Width 2.102"
- Pin Hole 1.5"
- Base End: Male Trunnion
- Pin Outside/Inside Width 7.25" / 4.75"
- Pin-Center-To-Rod Pin Center 8.25"
- Pin Center To Base End 8"
- Pin Diameter 1.5"
- **Shpg. 35 lbs.**

3" x 9" x 1.5"



ITEM 9-20768
SPECIFICATIONS

\$99.95

- Unused old inventory
- Double Acting
- Bore x Stroke 3" x 9"
- Pressure 3000 PSI max.
- Rod Dia. 1.5"
- Ports SAE 8
- Retracted Length 22"
- Clevis Ends
- Pin Holes 1"
- **Shpg. 34 lbs.**

3" x 10" x 1.25"



ITEM 9-16399
SPECIFICATIONS

\$99.95

- New, Double Acting
- Bore x Stroke 3" x 10"
- Pressure 3000 PSI max.
- Rod Dia. 1.25"
- Ports SAE 8
- Retracted Length 20.25"
- Clevis Ends
- Pin Holes 1"
- **Shpg. 32 lbs.**

3" x 10" x 1.25"

ITEM 9-16161

\$99.95

Same specs as ITEM 9-16399 above.