



Prince Control Valves 

• Brand new PRINCE RD5000 Series monoblock control valves. Double acting spools. Cast iron valve body, chrome plate spools. Parallel spool circuit allows any combination of spools to be used simultaneously. All Prince RD 5000 Series valves can be used with the Prince cable controls on page 27. Closed center conversion plug, power beyond sleeve and three position detent kit sold below.

Cylinder Spools - Work ports blocked in neutral. Load checks prevent load from dropping when spool is shifted.

SPECIFICATIONS

- Max. 25 GPM
- Max. 3000 PSI
- Adjustable relief valve 1500-3000 PSI factory set at 2000 PSI
- Spring centering

- NPT Ports**
- IN/OUT 3/4" NPT, Work Ports 1/2" NPT

- SAE Ports**
- IN/OUT SAE 12, Work Ports SAE 10

Available with your choice of NPT or SAE ports



One Spool Valves 30 GPM

NPT Ports ITEM	SAE Ports ITEM	Style	Size	Shpg.	Price
9-6701	9-1789	DA spring centered	9 1/2" x 5" x 3 1/4"	16 lbs.	\$207.25
9-6701-F	9-1789-F	DA spring centered w/float	9 1/2" x 5" x 3 1/4"	16 lbs.	\$267.30

Two Spool Valves 25 GPM

NPT Ports ITEM	SAE Ports ITEM	Style	Size	Shpg.	Price
9-6702	9-7875	DA spring centered	9 1/2" x 7 1/4" x 3 1/4"	25 lbs.	\$353.05
9-6702-F	9-7875-F	DA spring centered w/float	9 1/2" x 7 1/4" x 3 1/4"	25 lbs.	\$396.90

Three Spool Valves 25 GPM

NPT Ports ITEM	SAE Ports ITEM	Style	Size	Shpg.	Price
9-6703	9-7876	DA spring centered	9 1/2" x 9 1/2" x 3 1/4"	36 lbs.	\$497.50
9-6703-F	9-7876-F	DA spring centered w/float	9 1/2" x 9 1/2" x 3 1/4"	36 lbs.	\$529.50

Detent Kit

ITEM 9-4895-D **\$72.00**
• 3 position manual detent kit. Shpg. 1 lb.

Power Beyond Sleeves

• Provides oil to downstream valve. Shpg. 1 lb.

ITEM 9-4895-B 3/4" NPT **\$41.25**


ITEM 9-4895-B-S SAE 12 **\$45.00**

Closed Center Plug

ITEM 9-4895-C **\$47.25**

• Use to convert RD5000 valves to closed center. NOTE: Conversion does not allow for drain-off of standby spool leakage. This can allow a small amount of oil to enter the work ports when valve is in neutral. Shpg. 1 lb.

Prince Single Acting Control Valve



ITEM 9-6700
\$229.50

• Brand new PRINCE RD5000 Series. Hydraulic control valve for operating single acting cylinders. Monoblock gray cast iron body. Hard chrome plated spools. Open center. Load checks.

SPECIFICATIONS

- One spool valve
- Max 25 GPM
- Max 3000 PSI
- Inlet/Outlet Ports 3/4" NPT
- Work Port 1/2" NPT
- Adjustable relief valve 1500-3000 PSI factory set at 2000 PSI
- Spring centering
- Size 9 1/2" x 5" x 3 1/4"
- Shpg 16 lbs.

Single Acting 45 GPM Control Valve




ITEM 9-7493
\$346.75

• Brand new, BRAND HYDRAULICS Model DC16T3LBS high flow directional control valve. Cast iron body with Buna-N O-rings. High lift, ball spring relief valve. Handle included.

SPECIFICATIONS

- Open Center
- Spools One
- Flow 45 GPM max.
- Pressure 3,000 PSI max.
- Relief Valve Adj. set at 1,500 PSI
- Reqd. Filtration 20 micron
- In/Out Ports SAE 16
- Work Port SAE 16
- Mount 4 bolts on 4 3/4" x 3 3/8" centers
- Size 10 5/16" x 5 1/32" x 4 1/4"
- Shpg. 18 lbs.

One Spool, Double Acting 45 GPM Control Valves 



• Brand new, BRAND HYDRAULICS high flow directional control valve. Cast iron body with Buna-N O-rings. High lift, ball spring relief valve. Handle included.

SPECIFICATIONS

- Open Center
- Flow 45 GPM max.
- Pressure 3,000 PSI max.
- Relief Valve Adj. set at 1,500 PSI
- Reqd. Filtration 20 micron
- In/Out Ports SAE 16
- Work Ports SAE 16
- Mount 4 bolts on 4 3/4" x 3 3/8" centers
- Size 10 5/16" x 5 1/32" x 4 1/4"
- Shpg. 18 lbs.

ITEM 9-7494 **\$346.75**

• Model DC16T4LBS. One double acting cylinder spool, spring-to-center, 3-position.

ITEM 9-7495 **\$345.55**

• Model DC16O4LBS. One double acting motor spool, spring-to-center, 3-position.

ITEM 9-7495-D **\$346.75**


• Model DC16O4LBD. One double acting motor spool, 3-position detent.

Closed Center

ITEM 9-7496 **\$337.05**

• Model DC16C4LS. Closed center. One double acting cylinder spool, spring-to-center, 3-position. No relief valve. Size 9 1/16" x 5 1/32" x 4 1/4".

One Spool Prince Control Valves



• Brand new PRINCE RD2500 Series. Monoblock high tensile strength gray cast iron body. Hard chrome plated spools. Open center with conversion plug for closed center applications. Load checks.

SPECIFICATIONS

- One spool valve
- Max 20 GPM
- Max 3000 PSI
- Inlet/Outlet Ports 3/4" NPT
- Work Ports 1/2" NPT
- Adjustable relief valve 1500-3000 PSI factory set at 1500 PSI
- Spring centering
- Size 9" x 4 1/4" x 3"
- Shpg 12 lbs.

Single Acting
ITEM 9-6763 **\$164.05**

Double Acting - IN/OUT 1/2" NPT
ITEM 9-6764 **\$161.35**

• Not convertible to closed center.
Double Acting
ITEM 9-6765 **\$160.00**

Detent Kit
ITEM 9-8028-D **\$49.95**
• 3 position manual detent kit. Shpg. 1 lb.